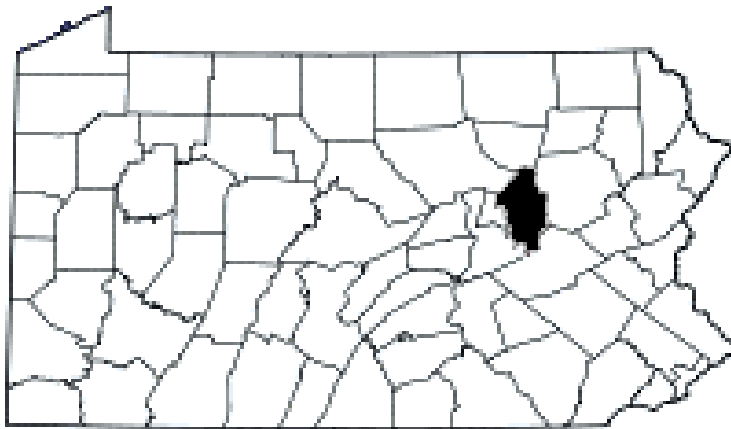


2007



# HAZARDOUS MATERIALS RESPONSE PLAN

Prepared by:

***R.D. Zande***   
***& Associates***



**COLUMBIA COUNTY HAZARDOUS MATERIALS RESPONSE PLAN  
PROMULGATION STATEMENT**

This plan is promulgated as the “Columbia County Hazardous Materials Response Plan”. The plan is designed to comply with all applicable federal and state regulations and procedures. This plan provides guidelines for emergency response personnel which are designed for the safe handling of hazardous materials emergencies.

Promulgated This \_\_\_\_\_ Day of \_\_\_\_\_ 2007

Columbia County  
Board of Commissioner's

Columbia County  
Local Emergency Planning Committee

\_\_\_\_\_  
Chris E. Young, Chairman

\_\_\_\_\_  
LEPC Chairman

\_\_\_\_\_  
William M. Soberick, Commissioner

\_\_\_\_\_  
EMA Coordinator

\_\_\_\_\_  
David M. Kovach, Commissioner

# **COLUMBIA COUNTY HAZARDOUS MATERIALS RESPONSE PLAN**

## **FOREWARD**

---

The following Hazardous Materials Response Plan provides Columbia County, Pennsylvania and its political subdivisions the basis for a systematic approach to the solution of problems created by the threat or the occurrence of a hazardous materials release by identifying the responsibilities, functions, operational guidelines, and working relationships between and within the governmental entities and their various departments, private support groups, industry, and individual citizens.

The Columbia County Commissioners and the Columbia County Local Emergency Planning Committee (LEPC) were briefed on the plans contents and gave final approval to the plan. The goal to be achieved is to save lives, protect property and the environment by developing programs and emergency operational capabilities that prepare for, respond to, and recover from any hazardous materials emergency. This plan is intended to be used in conjunction with other plans and hazard analyses that have been developed for Columbia County.

This document establishes guidelines for Columbia County emergency response personnel to follow during a hazardous materials incident that are consistent with the requirements outlined in the National Incident Management System (NIMS), Code of Federal Regulations Title 29 (General Labor), Pennsylvania Consolidated Statutes Title 35 (Emergency Management Services Code), Pennsylvania Hazardous Materials Emergency Planning and Response Act-165, Pennsylvania Emergency Management Agency Directives and consists of a Hazardous Materials Response Plan and supporting appendices.

---

## INSTRUCTIONS FOR PLAN USE

---

1. This Hazardous Materials Response Plan (HMRP) defines the roles, responsibilities, and relationships of the various agencies, departments, and organizations which will be put into effect in the event of a hazardous materials incident within Columbia County.
  2. The components of this plan are designed to protect first responders and the population present in the county at the time of an incident involving the use, storage, processing or transportation of hazardous materials or extremely hazardous substances (EHS).
  3. The Columbia County Local Emergency Planning Committee (LEPC), the county Emergency Management Agency (EMA), and the Columbia County Commissioners, fully intend this HMRP to be used to determine the capabilities and limitations of all response and support agencies and organizations within the county.
  4. **Glossary of Terms & Acronyms:** defines specific terms and concepts used within the plan. The glossary also gives the full form of abbreviations used in this document.
  5. The plan will also be utilized as a training reference document to educate the various agencies, organizations and groups which will be relied on to respond to hazardous materials accidents/incidents within the county. The information in this plan serves two (2) key purposes:
    - a. Familiarization with the plan by the various groups within the county responsible for providing emergency response, mutual aid or other support and assistance is essential if the individuals assigned to these agencies, organizations, and/or departments are to understand and act as indicated by the plan.
    - b. Exercises – The plan will be the basis of the hazardous materials exercises conducted in the county.
-

**COLUMBIA COUNTY HAZARDOUS MATERIALS RESPONSE PLAN  
DISTRIBUTION LIST**

The following agencies and jurisdictions are scheduled to be recipients of the completed Columbia County Hazardous Materials Response Plan. When revisions are made, the LEPC Chairman will use this list in distributing revised pages. A copy of the plan will be available at the county Emergency Management Agency (EMA) and at Columbia County Public Libraries for public review in accordance with the SARA Title III laws.

Agency/Jurisdiction	No. of Copie s
Pennsylvania Emergency Management Agency (PEMA)	1
Columbia County Local Emergency Planning Committee (LEPC)	1
Columbia County Emergency Management Agency (EMA)	3
Certified Hazardous Materials Response Team	1
Columbia County 9-1-1	1
Columbia County Sheriff's Department	1
Columbia County Maintenance Department	1
Columbia County Commissioners	3
Columbia County Chief Clerk	1
Municipal Boards & Councils	33
Municipal Fire Companies	25
Municipal Police Departments	16
Pennsylvania State Police (Bloomsburg Barracks)	1
Ambulance Companies	8
Local Hospitals (Berwick and Bloomsburg)	2
Public Libraries	5
<b>TOTAL</b>	<b>103</b>



COLUMBIA COUNTY HAZARDOUS MATERIALS RESPONSE PLAN

TABLE OF CONTENTS

---

**INTRODUCTION**

Promulgation Statement.....	i
Foreward.....	ii
Instruction for Plan Use.....	iii
Distribution List .....	iv
Record of Change.....	v
Table of Contents .....	vi

---

**HAZARDOUS MATERIALS RESPONSE PLAN**

<b>I. PURPOSE.....</b>	<b>1</b>
<b>II. SITUATION AND ASSUMPTIONS.....</b>	<b>1</b>
A. Situations.....	2
B. Assumptions.....	3
<b>III. CONCEPT OF OPERATIONS.....</b>	<b>3</b>
A. First Responder Training Levels.....	4
B. Primary Routes of Exposure.....	4
C. Response Personnel Safety.....	5
D. Levels of Personal Protective Equipment.....	7
E. The Incident Command System.....	9
F. Size Up By the IC.....	9
G. Establishing Work Zones.....	10
H. Incident Action Plan.....	11
I. Public Protective Recommendations.....	12
J. Fire Dept. Response to Leaks & Spills.....	14
K. Defensive Actions By First Responders.....	15
L. Certified Hazmat Team Dispatch Procedures.....	16
M. Hazmat Team Response Levels.....	17
N. Decontamination Methods.....	19
O. Suspicious Letters, Packages or Substances.....	21
P. Explosives.....	22
Q. Hazardous Materials Dumping.....	

R. Hazardous Materials Clean Up.....	22
S. Incident Reporting Requirements.....	23
<hr/>	
IV. DUTIES AND RESPONSIBILITIES.....	23
A. Municipal Elected Officials.....	23
B. Municipal Emergency Management Coordinator.....	24
C. Fire Company.....	24
D. Local Law Enforcement.....	25
E. Emergency Medical Services.....	25
F. Columbia County Commissioners.....	25
G. Columbia County Emergency Management Agency.....	26
H. Columbia County LEPC.....	26
I. PEMA Certified Hazmat Response Team.....	26
J. American Red Cross.....	28
<hr/>	
V. ADMINISTRATION AND LOGISTICS.....	28
A. Administration.....	28
B. Tier II Reporting.....	29
C. Reporting Hazardous Materials Incidents.....	30
D. Community Right-To-Know Information.....	31
E. Logistics.....	33
<hr/>	
VI. CONTINUITY OF GOVERNMENT.....	33
<hr/>	
VII. PLAN DEVELOPMENT, MAINTENANCE & TRAINING.....	34
<hr/>	
VIII. DEFINITION OF TERMS AND ACRONYMS.....	34
A. Definitions.....	34
B. Acronyms.....	47
<hr/>	
IX. AUTHORITIES AND REFERENCES.....	50
<hr/>	
X. APPENDICES.....	52
Appendix 1 – Incident Information Summary Form.....	53
Appendix 2 – IC Guide for Initial Response to Level I, II, III Hazmat Incidents...	55
Appendix 3 – Incident Zoning Diagram.....	56
Appendix 4 – Incident Action Plan Form.....	57
Appendix 5 – Basic Technical Decontamination Diagram.....	59
Appendix 6 – Basic Mass Decontamination Diagram.....	60
Appendix 7 – Guide for Handling Suspicious Mail, Packages, or Substances.....	61
Appendix 8 – Certified Hazmat Team Screening of Suspicious Substance Form...	62

Appendix 9 – IC Guide for Handling Improvised Explosive Devices.....	63
Appendix 10 – List of Extremely Hazardous Substances.....	64
Appendix 11 – Emergency Release Notification From SARA Facilities Form...	77
Appendix 12 – Citizen Request for Tier II Information Form.....	79

---



# **COLUMBIA COUNTY**

## **HAZARDOUS MATERIALS**

### **RESPONSE PLAN 2007**



## **COLUMBIA COUNTY HAZARDOUS MATERIALS RESPONSE PLAN**

---

### **I. PURPOSE**

---

The purpose of this Hazardous Materials Response Plan (HMRP) is to address the issue of evaluating the potential risks associated with hazardous materials, and to establish a coordinated, effective response to better protect first responders, the population and environment of Columbia County during and following hazardous materials incidents. The plan identifies measures for the prevention of, response to, and recovery from the release of hazardous substances. This plan also identifies the capabilities and limitations of the various emergency response agencies with respect to hazardous materials incidents. The Columbia County Emergency Operations Plan (EOP), along with other federal, state and local regulations, procedures and plans may be referenced in this document as it is intended to be used in concert with them.

### **II. SITUATIONS AND ASSUMPTIONS**

---

#### **A. SITUATIONS**

1. The Columbia County Local Emergency Planning Committee (LEPC) was established under the (Pennsylvania Hazardous Materials Emergency Planning and Response Act-165). The LEPC is charged with maintaining the county's hazardous materials safety program.
2. Society is dependent on many potentially volatile substances used in manufacturing processes. These substances are classified by the U.S. Department of Transportation (DOT) and Environmental Protection Agency (EPA), and are referred to as hazardous materials.
3. Facilities required to file Tier II reports must submit an annual chemical inventory to the Columbia County LEPC. There are currently 59 Tier II reporting facilities located in the county, and 27 of those facilities require the LEPC to prepare off site emergency response plans.
4. Hazardous materials are transported daily over highways and rail lines which traverse Columbia County.

5. An act of terrorism is a hazardous materials incident when involves the release of Chemical, Biological, Radiological, Nuclear or Explosive materials (CBRNE).
6. Exposure to a dangerous substance may exist to those near a hazardous materials incident at a fixed facility, along a transportation route or resulting from an act of terrorism.
  - a. Populations nearby may be require to shelter-in-place or evacuate.
  - b. Exposed person may have to be decontaminated.
7. Methods to contain a hazardous materials incident depends upon the product, the product's state, the container's condition, the amount of product involved and weather conditions.

**B. ASSUMPTIONS**

1. The Columbia County emergency response system is heavily dependent on volunteers.
2. Fire companies, law enforcement agencies and Emergency Medical Services (EMS) units, have mutual aid agreements with nearby organizations providing similar services.
3. The primary hazardous materials responders are local fire companies.
4. Fire companies should have the capability to handle gasoline, diesel, propane and natural gas leaking from vehicle fuel tanks and home heating system fuel tanks and supply lines.
5. Fire companies require assistance and resources from the Columbia County certified hazardous materials response team on all Level I, Level II or Level III hazardous materials incidents.
6. No Columbia County Fire Company is certified by the State of Pennsylvania to respond to a hazardous materials incident and operate in an offensive mode with the exceptions indicated on Line #4.
7. If a hazardous materials release occurs, many residents in the affected area may spontaneously evacuate without official order or recommendation, and leave by routes not designated as evacuation routes. Measures must be taken to keep this population out of the incident's perimeter.

### III. CONCEPT OF OPERATIONS

---

#### A. FIRST RESPONDER TRAINING LEVELS

1. In keeping with training standards for emergency response personnel set by federal regulation (OSHA 29 CFR 1910.120/EPA 40 CFR 311, “Hazardous Waste Operation and Emergency Response”), all emergency response personnel must be trained to the awareness level if their duties involve potential contact with hazardous materials. All firefighters and EMS personnel should be trained to the operations level. Technician and specialist levels must be attained by certified hazmat team personnel.
2. The hazmat training levels of first responders as established by OSHA and the National Fire Protection Association (NFPA) along with their basic responsibilities are as follows:
  - a. **Hazmat Awareness** – Responders that have a potential to come across a chemical release in the performance of their duties. They can identify a release or the potential for a chemical release, call for assistance, and stand by to isolate the area and deny entry to other persons. Persons trained to the awareness level cannot take any action beyond this. This level is intended for police officers, public works employees, and other government employees.
  - b. **Hazmat Operations** – Persons trained at the operations level can act in a defensive fashion at chemical spills. Acting defensively does not extend to entering a hazardous area, but responders can set up dikes, dams, and other containment measures. Training at the operations level allows person to assist technicians in setting up the various activities required at a chemical incident. Operations training can be expanded to include specialized activities such as decontamination. This level is intended for fire and EMS services.
  - c. **Hazmat Technician** – This is the level which offensive activities are conducted in the hot zone. Technicians can stop leaks and are expected to mitigate or stop the incident from progressing. In Pennsylvania technicians who perform offensive duties must also be members of a state certified Hazardous Materials Response Team (HMRT).
  - d. **Hazmat Specialist** – This level denotes a person who has received more training than a technician, or someone who has a specific area of expertise. In some instances specialists operate at an incident and supervise the technicians.

- e. **Incident Commander (IC)** – Must be trained to at least the hazardous materials operations level. The IC will be in charge of the incident. To be the IC does not require the highest level of chemical response training, but this individual is the senior response official. The IC must rely on the expertise of the certified hazmat team, facility officials, and other technical specialists to make strategic and tactical decisions.

**B. PRIMARY ROUTES OF EXPOSURE**

- 1. There are four (4) primary routes of entry or ways that a person can be exposed to a hazardous substance.
  - a. Inhalation – The hazardous substance is breathed into the lungs. This is the most common exposure.
  - b. Skin Absorption – The hazardous substance is permeable and is absorbed into the skin upon contact.
  - c. Ingestion – The hazardous substance is accidentally swallowed.
  - d. Injection – The hazardous substance is injected into the blood stream.

**C. RESPONSE PERSONNEL SAFETY**

- 1. Personnel responding to an incident must be fully aware of the risks involved and know how to handle the situation. Failure to do so may result in their injury or death.
- 2. There are many factors to consider when it comes to hazardous materials safety, including:
  - Planning.
  - Training.
  - Equipment.
  - Qualifications.
  - Certifications.
  - Health and physical fitness.
  - Public awareness.
- 3. Each emergency response agency in Columbia County must develop Standard Operating Guidelines (SOGs) that provide a workable and realistic analysis of the organization's capabilities and limitations.

4. Threshold Limit Values (TLV) and Exposure Limits.

Values and guidelines have been set by several agencies, such as the Occupational Safety and Health Administration (OSHA), American Conference of Governing Industrial Hygienists (ACGIH), and National Institute of Occupational Safety and Health (NIOSH). Exposure limits set are predominantly for airborne toxics that pose the greatest threat to the worker and public through inhalation.

These limits are based on Time-Weighted Averages (TWAs) for exposures a worker may receive in an 8-hour day and 40-hour week.

Levels are also based on short-term exposure limits, which are tolerance exposure limits for short periods of time. Short-Term Exposure Limits (STELs) are based on actual exposure limit studies, and because the limits are typically 15-minute exposures, the short-term exposure limits carry more weight than the TWAs and are the standard response units should utilize.

These TWAs and STELs are exposure guides for the industry worker; however, these same levels are used for the emergency response worker who enters the site of a hazardous materials incident.

5. Immediately Dangerous to Life and Health (IDLH) is another listed limit that is extremely important to the responder and the public. These are listed in several places, but unfortunately not for every chemical. Listings can be found in the NIOSH Pocket Guide, US EPA chemical profiles, and on all Material Safety Data Sheets (MSDSs) obtainable from industry, EPA, and commercial sources.

**D. LEVELS OF PERSONAL PROTECTIVE EQUIPMENT (PPE)**

1. The Environmental Protection Agency (EPA) has assigned four (4) levels of protection to assist in determining which combinations of respiratory protection and protective clothing should be employed.

- a. **Level A** protection should be worn when the highest level of respiratory, skin, eye, and mucous membrane protection is needed. It consists of a fully-encapsulating chemical-resistant suit and Self-Contained Breathing Apparatus (SCBA). The use of Level A protection should be restricted to members of a certified HMRT. If an IC suspects the material is so dangerous that Level A protection is warranted, fire fighters and other municipal emergency response personnel should not be operating in the hot zone.

- b. **Level B** protection should be selected when the highest level of respiratory protection is needed but a lesser level of skin and eye protection is sufficient. It differs from Level A only in that it provides splash protection by use of chemical-resistant clothing (overalls, long sleeves, jacket, and SCBA).
- c. **Level C** protection should be selected when the type of airborne substances is known, concentration is measured, criteria for using air-purifying respirators are met, and skin and eye exposures are unlikely. This involves a full-face piece, air-purifying, canister-equipped respirator and chemical-resistant clothing. It provides the same level of skin protection as Level B, but a lower level of respiratory protection.
- d. **Level D** is primarily a work uniform. It should not be worn on any site where respiratory or skin hazards exist. It provides no respiratory protection and minimal skin protection.

**TYPES OF RESPIRATORY PROTECTION**

Type of Respirator	Advantages	Disadvantages
Air-Purifying Respirator (Including PAPR's)	<ul style="list-style-type: none"> <li>• Enhanced mobility.</li> <li>• Lighter in weight than a SCBA. Generally weighs 2 pounds or less.</li> </ul>	<ul style="list-style-type: none"> <li>• Cannot be used in IDLH or Oxygen deficient atmospheres (less than 19.5% oxygen at sea level).</li> <li>• Limited duration of protection may be hard to gauge safe operating time in field conditions.</li> <li>• Only protects against specific chemicals, and up to specific concentrations.</li> <li>• Use requires monitoring of contaminant and oxygen level.</li> <li>• Canisters have a shelf life.</li> </ul>
Self-Contained Breathing Apparatus (SCBA)	<ul style="list-style-type: none"> <li>• Provides the highest available level of protection against airborne contaminants and oxygen deficiency.</li> <li>• Provides the highest available level of protection under strenuous work conditions.</li> </ul>	<ul style="list-style-type: none"> <li>• Bulky, heavy (up to 35 pounds).</li> <li>• Finite air supply limits work duration.</li> <li>• May impair movement in confined spaces.</li> </ul>

Type of Respirator	Advantages	Disadvantages
Positive-Pressure Supplied Air Respirator (SAR)	<ul style="list-style-type: none"> <li>• Enables longer work periods than a SCBA.</li> <li>• Less bulky than a SCBA. SAR equipment weighs less than 5 pounds.</li> <li>• Protects against most airborne contaminants.</li> </ul>	<ul style="list-style-type: none"> <li>• Not approved for use in atmospheres immediately dangerous to life or health (IDLH) or in oxygen-deficient atmospheres unless equipped with an emergency egress unit, such as an escape-only SCBA that can provide immediate emergency respiratory protection in case of air line failure.</li> <li>• Impairs mobility.</li> <li>• Mine Safety and Health Administration (MSHA)/NIOSH certification limits hose length to 300 feet.</li> <li>• As the length of the hose is increased the minimum approved airflow may not be delivered at the faceplate.</li> <li>• Air line is vulnerable to damage, chemical contamination, and degradation, decontamination of hoses maybe difficult.</li> <li>• Worker must retrace steps to leave work area.</li> <li>• Requires supervision/monitoring of the air supply line.</li> </ul>

2. There is not any one type of garment that protects the wearer against all hazards. A number of decision factors need to be taken into consideration, some of which carry more weight than others. The Incident Commander (IC) should rank the risk and the benefits to determine if the chosen PPE is appropriate. Some of the factors to consider include:
  - a. Risk category: fire, corrosive, toxic, explosive.
  - b. Vapor pressure of the chemical.
  - c. Contamination possibility.
  - d. Time on task, how long are the team members going to be exposure.
  - e. Type of task, how hard are the team members going to work.
  - f. Temperature or heat stress.

**E. THE INCIDENT COMMAND SYSTEM (ICS)**

1. The on-site Incident Commander (IC) is responsible for providing overall direction and control at the scene. For multi-jurisdictional or other incidents for which the

- County EOC is activated, the Columbia County Emergency Management Coordinator is responsible for overall coordination.
2. Usually the IC at a hazardous materials incident will be the commanding officer from the local jurisdictional fire company.
  3. The commanders of each department involved in the response to a hazardous materials incident (i.e. fire chief, chief of police, EMS chief etc.) will be responsible for the direction and control of their departments.
  4. Initially, the IC will establish command and designate a location for the Incident Command Post (ICP). This will be reported without delay to the 911 dispatcher. It must also be reported to the 911 dispatcher without delay anytime there is a transfer of command.
  5. The ICP must have the capability to maintain communications with all operating departments.
  6. A staging area should be designated by the IC early in the response. A staging area will help prevent freelancing by personnel and the improper positioning of vehicles and equipment.
  7. The IC is responsible for all activities, including the development of the Incident Action Plan (IAP), making public protective action decisions, ordering & releasing mutual aid and other resources. The ICs decisions will be based on the nature and conditions observed as well as information received from the certified hazardous materials response team chief, the affected facility representative and the County EMA Coordinator.
  8. The IC will appoint the following general staff positions as required: Operations Chief, Logistics Chief, Planning Chief and Finance Chief.
  9. The Operations Chief should be appointed from the jurisdictional fire company.
  10. The Planning Chief will be responsible to develop the IAP and submit it to the IC for approval.
  11. The IC will appoint the following command staff positions as required: Safety Officer, Public Information Officer and Liaison Officer. NOTE: a Safety Officer must be appointed on all hazardous materials incidents.
  12. ICS requires the use of common terminology by all participants. The use of slang, abbreviations and codes must be avoided.
  13. Unity of command requires all participants to report to only one (1) supervisor.

14. An effective span of control for each supervisor is between three (3) and seven (7) with five (5) being optimum.

**F. SIZE-UP BY THE IC**

1. When approaching a hazmat scene slow down or stop in order to observe the “big picture”. Evaluate the nature of the incident, life safety issues, exposures, topography and weather conditions.
2. Establish a staging area to keep uncommitted personnel and resources at a safe distance up-wind.
3. It may be necessary to take immediate action to make a rescue or evacuate an area, but this should be done with an awareness of the risk to personnel, and by taking advantage of all available Personal Protective Equipment (PPE).
4. Don’t assume anything? Guessing, while working with hazardous materials, can have disastrous consequences.
5. Report conditions to the 911 dispatcher and request a certified HMRT response on all suspected or confirmed Level I, Level II and Level III hazardous materials incidents.
6. Establish (hot, warm & cold) work zones.
7. Attempt to identify the involved material(s) using the following:
  - a. Check placard and/or labeling.
  - b. Check paperwork associated with the materials transportation or storage.
    - i. Highway shipping papers = Bill of Lading, maintained by driver.
    - ii. Railway shipping papers = Way Bill, maintained by engineer/conductor.
    - iii. Airway shipping papers = Air Bill, maintained by pilot.
  - c. Obtain the exact spelling of the materials involved.
8. Refer to DOT Emergency Response Guidebook (ERG) or MSDS for initial response recommendations.

**G. ESTABLISHING WORK ZONES**

1. Response units must approach the scene with caution and stage up-wind.
2. There are three (3) distinct work zones that must be established, clearly identified with entry and exit points closely monitored by the Safety Officer. Written records must be kept on personnel operating in the hot zone, (name, unit, task, exposure time etc.).

- a. Hot zone – the immediate danger area where released material exists or is suspected. The initial isolation zone should be at least 100 – 150 feet. It could become larger dependent upon the material and the quantity involved. Material Safety Data Sheets (MSDS), DOT Emergency Response Guidebook and air monitoring equipment may be helpful in determining the size of the hot zone. First responders assigned by the IC to enter the hot zone for rescue or to perform a defensive maneuver must wear prescribed PPE. Otherwise this area must be sealed off with entry denied until the arrival of the certified HMRT.
- b. Warm zone – the area around the hot zone, where decontamination is performed. This area must be at least 150 feet.
- c. Cold zone – the clean area around the warm zone, where the ICP and staging area is located. The ICP must be a minimum of 250 feet from the hazardous materials release.
- d. After receiving a briefing from the IC, the Chief of the HMRT will assume control over hot and warm zone activities (in the spirit of unified command), keeping the IC fully informed throughout the incident.
- e. The IC will retain command over cold zone activities and for implementing public protective actions. The IC will also provide the HMRT with assistance and resources as requested.

#### **H. THE INCIDENT ACTION PLAN (IAP)**

1. The IAP must be prepared by the IC.
2. An IAP must be prepared for each operational period or shift change.
3. The IAP may initially be verbal however a written plan must follow.
4. The preparation of the IAP can be delegated to the Planning Chief however it must be approved by the IC.
5. All General and Command Staff must be made aware of the content of the IAP.
6. The IAP involves: an evaluation of the situation, developing objectives, selecting a strategy and deciding what resources are required to achieve the objectives in the safest, most efficient and effective manner.
7. The objectives of the IAP must be specific, measurable, realistic and time sensitive.
8. The strategy selected must consider life safety, incident stabilization and property conservation.

**I. PUBLIC PROTECTION RECOMMENDATIONS**

1. Shelter-in-place – the public is to seek protection indoors so they’re not exposed to the consequences of a hazardous materials incident. To reduce chances of exposure windows, doors, vents and fireplace dampers must be closed and cracks covered or sealed. Turn off heating, air conditioning or ventilation systems that draw outside air. Persons should remain indoors monitoring local TV or radio stations for updates.
2. Evacuations – the public is advised to leave the area because conditions have been determined to dangerous to shelter in place. Evacuations are ordered as a last resort.
3. Issuing an evacuation order – the County Commissioner and Municipal Elected Officials have the authority to order but not compel an evacuation within their jurisdictions in the event of a hazardous materials emergency. Police and Fire Department have the authority to carry out the order. During a state of disaster emergency, the Governor has the authority to direct and compel (forcible remove) the evacuation of all or part of the population from any stricken or threatened area within the Commonwealth if the action is necessary for the preservation of life or other disaster mitigation, response or recovery. The Governor’s evacuation order will be coordinated and communicated through the Pennsylvania Emergency Management Agency and the Columbia County Emergency Management Agency to the implementing law enforcement officials.
4. Advantages & Disadvantages of Shelter-in-Place & Evacuation

<b>ADVANTAGES</b>	
<b>Shelter-in-Place</b>	<b>Evacuation</b>
1. It is instantaneous.	1. Persons are away from the exposed area.
2. People are more comfortable in their familiar surroundings.	2. If moved to mass care shelters information and medical relief are readily available.
3. Necessities such as telephone, radio, television, food, and clothing are readily accessible.	

<b>DISADVANTAGES</b>	
<b>Shelter-in-Place</b>	<b>Evacuation</b>
1. Accurate, reliable information is more difficult to receive.	1. Evacuations are time consuming.
2. If conditions deteriorate persons may be in a vulnerable area.	2. Evacuees may not be informed as to where to go.
	3. The contaminant plume may shift into the evacuation routes.
	4. People are unwilling or unable to leave their residences.
	5. Evacuees may move to locations other than mass care shelters making it more difficult to track them.
	6. Evacuees may return to the affected area prior to the danger passing.

5. The IC must seek out available information and input from the chief of the certified HMRT, the facility representative, the County Coordinator, the manufacturer as well as MSDSs and the ERG when determining the need for and extent of sheltering in place or evacuation.
6. Route Alerting – teams from fire, police, EMS and Municipal EMA are dispatched by the IC to go door-to-door alerting persons of a hazardous materials incident and the need to shelter in place, evacuate or to keep informed by listening to local radio and TV for situation updates.

**J. CRITERIA FOR FIRE PERSONNEL RESPONSE TO SPILLS OR LEAKS FROM VEHICLE FUEL TANKS OR HEATING SYSTEM FUEL SUPPLY TANKS OR LINES**

1. A fire, police, or Emergency Medical Services (EMS) department response to a vehicle accident, fire or fuel spill, or a leak in a heating system fuel storage tank or fuel supply line should initially be considered a routine, ordinary response and usually should not be designated or dispatched as a “hazardous materials response”.
2. Emergency response personnel involved in an emergency response containment and control operation dealing with a fuel spill or leak shall be trained to at least the “Operations Level” in accordance with 29 CFR 1910.120.
3. All personnel involved in a fuel spill or leak response should use full protective clothing and protective equipment including helmet, coat, pants, boots, gloves and, unless specifically deemed unnecessary by the officer in charge, self contained breathing apparatus in accordance with the current National Fire Protection

- Association Standard 1500, Fire Department Occupational Safety and Health Program.
4. Using defensive tactics, the fire department, with assistance from public works agencies in some cases, will use adsorbents, diking materials, vapor suppressants, etc. as necessary to contain or control the spilled or leaking fuel(s).
  5. The Department of Environmental Protection enforces regulations governing disposal of waste materials in Pennsylvania and will provide fire company's guidance on clean-up when necessary.
  6. It is the responsibility of the owner or operator of the vehicle or property from which the spill or leak occurred to report to the Department of Environmental Protection all petroleum product spills, leaks or releases which enter or have the potential to enter the waters of the Commonwealth.
  7. Fire company's who clean-up petroleum spills without the assistance of Columbia County EMA or its certified HMRT should report the incident to the National Response Center (NRC) at 1-800-424-8802 and at an incident number.
  8. Dispatch of a certified hazmat team to the incident site to provide appropriate equipment and technical expertise should be considered when any of the following incident characteristics are present:
    - a. The spill or leak involves, or has the potential to involve, not only gasoline, fuel oil, heating oil, propane or natural gas from the fuel supply tanks or lines involved, but also hazardous chemicals or substances that were being transported by the vehicle(s) or stored on site.
    - b. Multiple vehicles and/or heating system fuel suppliers are involved in the incident and are leaking different fuel(s), thereby creating a complex chemical environment that exceeds the training level or overwhelms the response capability of the fire department.
    - c. The imminent potential danger of significant uncontained fire or explosion exists at the site of the incident.
    - d. The potential exists for development of pockets of combustible/explosive vapors around the incident site due to the terrain and/or structures involved in or adjacent to the incident.
    - e. Visible smoke or vapor cloud is reported around the incident site at the time of the fire department's dispatch or arrival indicating a possible fire and/or chemical reaction.

- f. Identification markings on the vehicle, cargo, or adjacent stored materials indicate the presence of reactive products which may leak and react violently with leaking or spilled fuel(s), air and/or suppressants.
- g. The potential exists for the fuel spill or leak to directly enter a waterway and diking or diverting the fuel spill or leak is beyond the capability for the first responders at the scene.
- h. The potential exists for the contamination of drinking water supplies.
- i. The safety of the first response personnel is jeopardized because of insufficient training, equipment, personal protective equipment or supplies needed under a typical "Emergency Service Response".
- j. Uncontrolled radiological, biological or toxicological materials are present and may be released or are unstable.

**K. DEFENSIVE ACTIONS BY EMERGENCY RESPONDERS (CONTAINMENT & MITIGATION)**

1. After gathering facts and information from all available sources and giving them careful consideration, the IC must determine if emergency response personnel can safely perform any containment or mitigation actions with available PPE.
2. Diking – when a leak emanates from a container a dike is constructed around the container to stop the spread of material. Along with diking it is vital that precautions are taken to keep contaminants from entering a water system. Such precautions include covering manholes and sewers with layers of plastic, sand or oil dry. The IC must also be cognizant that the material captured through diking may be flammable or explosive.
3. Dams – are constructed on small streams and creeks to stop the spread of hazardous materials. The specific gravity of the material involved must be known to determine whether an overflow or under flow dam must be constructed.
4. Fog stream – used to disperse or prevent the formation of a toxic cloud.
5. Foam – used as an extinguishing agent or as a vapor suppressant.
6. Allowing a product to burn until the fuel source can be shut off is often the recommended action when a fire involves a cylinder or pipeline under pressure. Extinguishment may not be the recommended action when the material involved is too dangerous to approach or the environmental impact due to runoff outweighs the risks associated with letting the material burn. When extinguishment is the recommended action the use of unmanned devices must be considered.

**L. CERTIFIED HAZMAT RESPONSE TEAM DISPATCH PROCEDURE**

1. Only the PEMA-certified HMRT with which Columbia County has a signed statement of agreement is authorized to be dispatched initially by the county 911 center to releases or potential releases that have the potential to harm people, property or the environment. According to Section 210(b) of Act 165, the certified HMRT must be dispatched by a “legally constituted authority” having jurisdiction. The Columbia County Commissioners have delegated that authority to the Columbia County Emergency Management Coordinator (EMC) or an approved designee.
2. In the absence of the county EMC the following persons have the legal authority to dispatch the certified HMRT:
  - a. Deputy EMC/Operations & Training Officer
  - b. 911 Communications Coordinator
  - c. Public Safety Director
  - d. 911 Shift Supervisor (can dispatch the certified HMRT if none of the above listed persons can be contacted).
3. Conversely, no fire chief or police chief shall have the legal authority to dispatch the HMRT. Such individuals may make a request to 911 that a certified team be dispatched to the site of an actual or potential hazardous materials incident, but they cannot themselves order the team dispatched.
4. The IC must make it clear to the 911 dispatcher when they’re requesting the certified HMRT because the contractor providing hazardous materials service for Columbia County also provides (non hazmat) towing and road service.
5. When the 911 dispatcher notifies the EMC or designee that a request for a certified HMRT response has been made, they will be prepared to supply the EMC with as much information as possible (see appendix #1).
6. Whenever the County 911 center dispatches a certified HMRT to an incident, the County EMC or designee shall immediately report the dispatch along with available information to the State Emergency Operations Center (SEOC) on-line via the Pennsylvania Emergency Incident Reporting System (PEIRS) or by telephone at 1-800-424-7362.
7. Procedures have not been developed for an automatic dispatch of the certified HMRT. The certified HMRT will only be dispatched when requested by an IC and approved by the County EMC or designee.

8. If the incident meets the criteria for a certified HMRT response and a request is not made the IC assumes full responsibility.
9. The IC will not place the certified HMRT on stand-by. If the IC is not sure if the incident meets the criteria for a certified HMRT response and needs technical input to make tactical and strategic decisions, the IC will request a technician be dispatched for consultation from the certified HMRT.
10. A response by the County certified HMRT must be requested by the IC at confirmed or suspected Level I, Level II and Level III incident even if technical assistance and resource have been requested or are en-route from a facility, manufacturer, shipper, consignee etc.
11. If the Columbia County certified HMRT is not available the EMC or designee will arrange for the dispatch of a certified HMRT from another county EMA via an existing mutual aid agreement.
12. Under normal weather and driving conditions, a certified HMRT must be able to respond to the incident site within two (2) hours.
13. When sufficient information has been ascertained by the EMC or designee, a telephone report will be filed with the National Response Center (NRC) by calling 1-800-424-8802. The incident number provided by the NRC must be maintained as part of the permanent record.

**M. HAZMAT TEAM RESPONSE LEVELS**

1. A response by a certified HMRT is typically required when the incident involves a release of a hazardous material other than motor vehicle fluids and home heating system fuels. In general, the HMRT will respond when hazardous materials technician-level skills and resources are required to assess or mitigate an actual or suspected hazardous materials emergency.
2. Only a PEMA-certified HMRT authorized by the County EMC can respond and take offensive actions at a hazardous materials release or potential release that has the potential to harm people, property or the environment.
3. When the dispatch of the certified HMRT has been authorized by the County EMC, the HMRT can enter any private or public property on which a release has occurred or is suspected for the purpose of investigation, stopping the release or performing any mitigation activities deemed necessary by the certified HMRT.

**RESPONSE LEVELS OF CERTIFIED HAZMAT RESPONSE TEAM**

	<b>Description</b>	<b>Leak Severity</b>	<b>Life Safety</b>	<b>Environmental Impact</b>
<b>LEVEL 1</b>	Requires a response of at least one Technician-level officer: easily handled by emergency first responders with technical advice from a certified HMRT officer and readily available resources.	No release or small release of a chemical contained or confined with readily available resources.	No life-threatening situation from materials involved, and no significant public protection required.	Minimal.
<b>LEVEL 2</b>	Requires a response from several certified HMRT officers/members: handled by emergency first responder with assistance from HMRT specialty resources such as product identification, product or container specialists, spill containment teams, decontamination teams, air monitoring equipment, consultation and technical advice, or other HMRT resources that are of a defensive mode only and do not require full response.	Release or spill of a chemical has been or can be easily controlled or contained with the addition of HMRT resources.	Greater hazard from the material involved and a moderate level of public protection required within a localized area.	Moderate.
<b>LEVEL 3</b>	A full HMRT response: Requires the official dispatch of a full complement from the certified HMRT.	Release may not be controllable even with special resources.	Greatest hazard involved from the material(s); may require major public protection to a large area or mass evacuation.	Severe.

- The certified HMRT will not participate in any inappropriate hazardous materials operation which is contrary to this procedure or any applicable law, standard or guideline. If this condition exists the chief of the HMRT will immediately bring it to the attention of the IC along with the appropriate resolution. If the situation still can't be resolved the chief of the HMRT will inform the IC that the HMRT will be withdrawing to a safe location pending instructions from the Columbia County EMC. The County EMC will make contact with a local elected official in an attempt to resolve the issue. Until that happens the IC assumes full responsibility for scene management.

**N. DECONTAMINATION METHODS**

- Regardless of the hazardous material, persons and equipment in the immediate area could become contaminated. The decontamination process is to ensure that any potentially harmful or dangerous residue or contaminants are removed and confined

- within the hot & warm zones and not allowed to spread to unprotected areas or the surrounding environment.
2. The six (6) general types or levels of decontamination include: Emergency, Gross, Technical, Fine, Mass and Dry.
  3. ***Emergency Decontamination*** – Can be as simple as removing an article of a victims contaminated clothing and washing the exposed skin or it could require the removal of all the victims clothing and washing them down with a large quantity of water. This will require the use of a water line and some method of runoff control as well as employing an accountability system for contaminated clothing and personal items. Patients who are contaminated by a hazardous material must receive emergency decon before being placed in an ambulance. EMS personnel must inform the hospital E/R when a patient who was potentially contaminated is being transported to their facility.
  4. ***Gross Decontamination*** – Is usually the first rinsing station within a full decon setup. In many cases gross decon is just part of the whole process, but it can be the only step in a minor setup. Some HAZMAT teams use shower setups for gross decon. When part of a multi-step process entry team members usually perform this step on themselves without any assistance. Attempts should be made to recover any runoff.
  5. ***Technical Decontamination*** – The process of technical decon involves actual scrubbing and cleaning to remove any residual contaminants, it is usually done after the gross decon. During this procedure chemical specific decon solutions are typically added to the process. The process may involve showers, hose lines or pump sprayers, and usually one (1) to two (2) people dressed in a lower level of PPE perform this activity. During formal decon it is important to pay particular attention to the areas most likely to be contaminated: (hands and feet).
  6. ***Fine Decontamination*** – This form of decon is not performed by first responders, but by hospital-based personnel. This cleaning removes all contaminants from the body including eyes, ears and fingernails. To perform fine decon in accordance with OSHA the staff must be trained to the operations level, although some training to the technician level is preferred. Every hospital should have a policy to cover a walk-in contaminated patient.
  7. ***Mass Decontamination*** – Means to provide emergency decon for hundreds if not thousands of people. Mass decontaminant issues can arise at a terrorism event where a chemical, biological, nuclear or radiological WMD was used. Mass

decontamination utilizes fire department master stream spray devices set up in an assembly line fashion. When mass decon is required containing runoff is not a priority.

8. **Dry decontamination** may be required if an incident occurs during cold weather, or at times when the use of water outside could create serious safety hazards for victims and first responders. The dry decontamination technique requires contaminated clothing be removed as soon as possible. When this has been done body parts exposed to a hazardous material will be wiped down with paper towels, dirt, sand, flour or oil absorbent material. Victims are then provided gowns, tyvek suits or a blanket and transported without delay to a facility where more definitive decontamination can take place.

**O. SUSPICIOUS LETTERS PACKAGES OR SUBSTANCES**

1. A representative from local law enforcement should assume the role of IC at incidents involving suspicious letters, packages or substances.
2. Columbia County can provide municipal law enforcement agencies with certain hazardous materials services at confirmed or suspected crime scenes; however the county certified HMRT is not to be considered a crime lab or a disposal company.
3. Municipal law enforcement agencies must have plans, procedures, mutual aid agreements and memos of understanding in place with the appropriate departments, agencies and contractors for the proper and safe handling, transportation, analysis and disposal of hazardous materials at crime scenes while maintaining the chain of evidence.
4. The IC must secure the scene and avoid contact with the suspicious material. Contact with (suspected) contaminated persons should also be avoided and these persons must be temporarily quarantined.
5. Before the certified HMRT is requested the IC must perform a thorough threat assessment.
6. Characteristics of suspicious letters and packages:
  - a. Improper spelling.
  - b. Unexpected delivery from a foreign country.
  - c. Threatening message written on the package/letter.
  - d. Postmark showing different location from the return address.
  - e. Distorted handwriting or cut and paste lettering.

- f. Excessive use of tape or string.
  - g. Lopsided.
  - h. Discolored, oily, having an unusual odor or is ticking.
  - i. Soft spots, bulges or excessive weight.
  - j. Protruding wires or aluminum foil.
7. The following should be considered during the threat assessment by the IC when investigating a suspicious letter, package or substance.
- a. Was there a threat (written or verbal)?
  - b. Is there material present (liquid, powder, aerosol)?
  - c. Where did the material come from?
  - d. Who was the material sent to and why?
  - e. Are there sick or dying people, animals, insects or plants?
  - f. Are there reported or unexplained illnesses?
  - g. Do exposed victims have unexplained blisters or rashes?
  - h. Is there a strange odor?
  - i. Have similar incidents been reported elsewhere?
  - j. Is the material secured or locked in a container, trunk etc?
  - k. Is there reason to suspect an explosive device is involved?
  - l. Is there a reasonable explanation why the material is present?
8. If the IC determines that a threat has not occurred:
- a. They will advise the owner/occupant of the determination and reason for the determination.
  - b. Unless the material is subject for collection as evidence the material will be left with the owner/occupant for disposal.
9. If the IC determines that a threat has occurred:
- a. Notify the FBI Joint Terrorism Task Force at 215-418-4000.
  - b. Request a bomb team response through the 911 dispatcher if an explosive device is suspected.
  - c. Request a certified HMRT response through the 911 dispatcher.
  - d. Columbia County EMA will file a PEIRS and NRC report.
  - e. After the certified HMRT conducts field testing and prepares the material for shipment, the material will then be turned over to the IC who will arrange security over the material until local law enforcement can transport or arrange

- transportation of the material to the Pennsylvania Department of Health Laboratory at 110 Pickering Way, Lionville, PA (Chester County) 610-280-3464.
10. The certified HMRT will perform the following field screening of suspicious substances; reactivity, toxicity, corrosiveness, flammability, explosiveness, contact hazard (nerve, acidic, caustic), or vapor off gassing.
  11. The substance should be triple bagged and placed in a clean paint can and sealed. The outside of the can will be decontaminated with a 5% bleach solution.
  12. The certified HMRT will provide a written statement indicating the results of the field tests.
  13. The certified HMRT will decontaminate the general area where the suspicious material was located.
  14. The certified HMRT will recommend a decontamination procedure for exposed persons. The certified HMRT will not open suspicious letters, packages or containers without first being cleared by a certified bomb technician.
  15. The responsible law enforcement agency will provide the following information with the material being sent to the DOH laboratory.
    - a. Name & address of police department.
    - b. Incident number.
    - c. Type of substance submitted.
    - d. Name of investigating officer and phone number.
    - e. Chain of custody form.
    - f. Report for certified HMRT.

**P. EXPLOSIVES (INVESTIGATION & DISPOSAL)**

1. A representative from local law enforcement should assume the role of IC at an explosives incident or investigation.
2. A hot zone of at least 300 feet for IED's and 1,500 feet for vehicle IED's must be established. This zone may need to be expanded depending on a recommendation from the EOD team.
3. The use of radios and other electronic devices must be restricted in the hot zone.
4. The 911 dispatcher must contact EMA on all explosives response so the appropriate referrals and reports can be filed with PEMA and the NRC.
5. Military Devices will be referred to the 756<sup>th</sup> Army Ordinance Detachment at Fort Indiantown Gap through PEMA.

6. Commercial explosives will be referred to the Pennsylvania Department of Environmental Protection through PEMA.
7. Improvised Explosive Devices (IED) will be referred to the PSP Hazardous Device & Explosives Unit through PSP Bloomsburg.
8. IED's are the preferred weapon used by terrorists. If the use of an IED is suspected the IC must consider the possibility of secondary devices positioned to attack emergency responders.
9. Confiscated fireworks will be referred to PSP for investigation, however disposal will be provided by a private contractor retained by PSP. Payment to the private contractor for the disposal of fireworks is the responsibility of the owner of the fireworks or the requesting law enforcement agency.

**Q. HAZARDOUS MATERIALS DUMPING**

1. To avoid the cost associated with the proper disposal of hazardous materials or not to bring attention to illegal activity; hazardous materials are sometimes dumped in waterways, abandoned buildings and at remote locations.
2. When the dumping of hazardous materials is suspected a municipal emergency response (police & fire) is required.
3. When the release of a hazardous material is suspected or confirmed the IC will request a response from the certified HMRT.
4. As with any hazardous materials operation the certified HMRT will stop leaks and perform mitigation activities to eliminate or minimize the harmful affects from the spill or release.
5. When certified HMRT activities have concluded the site will be turned back over to the IC who will be responsible for scene security until the disposal of the materials has been arranged.

**R. HAZARDOUS MATERIALS CLEAN-UP**

1. Clean-up activities can begin when the chief of the certified HMRT reports to the IC that the required hazardous materials emergency response and mitigation activities have concluded.
2. The person, facility, transporter etc. who causes a release of a hazardous material is responsible for all site clean-up costs.

3. Generally speaking the clean-up of a hazardous materials site is not the responsibility of Columbia County or its certified HMRT when a spiller can't be identified. However in certain instances the most expeditious and cost effective way to stop or mitigate a hazardous materials release may be to have the certified HMRT remove the material from the site. This will be done on a case by case basis.
4. In those instances when a spiller can't be identified the IC is responsible for scene security until clean-up can be arranged.
5. When the local municipality is pro-active and orders a hazardous materials site cleaned to protect citizens, property or the environment, Columbia County EMA will assist them in trying to identify an EPA grant to recoup or offset expenses.
6. When the municipality does not take responsibility for the clean-up of a hazardous materials site; negotiations between the municipality, county, Pennsylvania DEP and possibly the US EPA will ensue until a resolution is reached.

#### **S. INCIDENT REPORTING REQUIREMENTS**

1. The Local Fire Chief will file a report and secure an incident number from the National Response Center at 1-800-424-8802 on all responses in which the fire company handled alone and Columbia County EMA was not involved.
2. The Columbia County EMC will file a report with the State EOC via PEIRS and the National Response Center on all Level I, II, and III incidents in which the certified HMRT was dispatched.
3. The Certified HMRT will file an incident action report with County EMC no later than 15 days after a Level I, II, or III hazardous materials response.

### **IV. DUTIES AND RESPONSIBILITIES**

---

#### **A. Municipal Elected Officials**

1. Responsible for having a basic public safety system in place consisting of police, fire, EMS, and Emergency Management Agency (EMA).
2. Maintain an updated Emergency Operations Plan.
3. Appoint a municipal emergency management coordinator.
4. Establish, equip and provide staff for a municipal Emergency Operations Center (EOC).
5. Have mutual aid agreements in place with neighboring municipalities.

6. Have memos of understanding in place with public and private resources.
7. Sign a local disaster declaration when a disaster has occurred or is imminent.
8. Issue evacuation orders when necessary.

**B. Municipal Emergency Management Coordinator**

1. Participate in County EMA training.
2. Attain required PEMA certifications.
3. Identify and solicit EMA volunteers from the community.
4. Pre-identify public and private resources that may be needed to support an emergency response.
5. Alert vulnerable populations and facilities of shelter in place or evacuation orders.
6. Provide resources to support the emergency response.
7. Provide transportation resources to support an evacuation.
8. Keep County EMA informed with periodic situation updates.
9. Perform damage assessment as required.

**C. Fire Company**

1. Implement the Incident/Unified Command System.
2. Establish and ICP and staging area.
3. Ensure that all response personnel use appropriate Personal Protective Equipment (PPE), and approach the incident from upwind.
4. Perform a comprehensive size-up.
5. Mobilize the local EMA to assist with emergency notifications, securing public and private resources, to act as a liaison with Columbia County EMA and to perform damage assessment if required.
6. Request a certified HMRT response on all Level I, II, and III incidents.
7. Provide incident support for the certified HMRT.
8. Establish hot, warm and cold work zones.
9. Perform rescue if necessary.
10. Implement public protective actions as required (shelter or evacuate).
11. Extinguish and/or control fires.
12. Assist with the re-entry of displaced persons affected by the incident.

**D. Local Law Enforcement**

1. Participate in the Incident/Unified Command System.
2. Provide perimeter security and restrict site entry to essential persons.
3. Notify the public when shelter in place and evacuation orders are issued.
4. Staff traffic control and access control points to support an evacuation.
5. Assist with the re-entry of displaced persons after the incident is under control.
6. Maintain a record of response activities.
7. Assist with the post incident investigation as required.

**E. Emergency Medical Services (EMS)**

1. Participate in the Incident/Unified command System.
2. Assist with the evacuation of the disabled.
3. Use available appropriate PPE.
4. Provide EMS support for the certified HMRT as requested.
5. Provide triage, treatment and transport of injured persons (after emergency decon) to the appropriate medical facility.
6. Notify the hospital E/R that a patient exposed to a hazardous material is in route to their facility.
7. Maintain a record of response activities.

**F. Columbia County Commissioners**

1. Responsible to maintain a county public safety program consisting of 911 and emergency management.
2. Appoint a county emergency management coordinator.
3. Develop or cause to be developed and maintain an updated county Emergency Operations Plan (EOP).
4. Establish, equip and provide staff for a county Emergency Operations Center (EOC).
5. Maintain a contract with a private certified hazardous materials response team.
6. Develop necessary mutual aid agreements with neighboring counties.
7. Develop necessary memos of understandings with public and private resources.
8. Sign a county disaster declaration when a disaster has occurred or is imminent.
9. Issue evacuation orders when necessary.

**G. Columbia County Emergency Management Agency**

1. Oversee the activities of the Local Emergency Planning Committee (LEPC).
2. Maintain and keep current the county EOP.
3. Maintain the County EOC in a state of readiness.
4. Recruit and train a volunteer EOC staff.
5. Pre-identify public and private resources that maybe needed to support an emergency response.
6. Authorize the dispatch of the certified HMRT when necessary.
7. File the appropriate reports with PEMA via PEIRS and the NRC.
8. Issue media advisories and activate EAS (when required) to alert vulnerable populations of shelter in place or evacuation orders.
9. Notify risk counties if the emergency incident could adversely affect them.
10. Coordinate the opening of mass care centers with the appropriate Red Cross chapter.
11. Provide resources to support the emergency response.
12. Keep municipal EMA informed with periodic situation updates.
13. Perform damage assessment as required.

**H. Columbia County LEPC**

1. Develop a Hazardous Materials Emergency Plan (HMEP) that meets SARA requirements.
2. Maintain Tier II information on reporting facilities in Columbia County.
3. Provide information to the public when a specific (right-to-know) request is made.
4. Develop emergency off site response plans for facilities that use or maintain an inventory of extremely hazardous substances.
5. Provide PEMA with an annual assessment on the status and capabilities of the Columbia County hazardous materials safety program.
6. Receive notification from facilities if a SARA-regulated release occurs.

**I. PEMA Certified Hazmat Response Teams**

1. To be recognized as a legal Pennsylvania Certified Hazardous Materials Response Team (HMRT), teams must obtain certification through the process described in Emergency Management Directive No. D2004-1b.
2. Each team will participate in at least one scheduled full-scale hazardous materials related exercise during its current certification period.

3. Training Levels and certification requirements for Hazmat Team Members include:
  - a. First Responder – Operations Level (OSHA)
  - b. Hazardous Materials – Technician Level (OSHA)
  - c. Hazardous Materials – Safety Officer (NFPA)
  - d. Hazardous Materials – Branch Officer (NFPA)
  - e. Hazardous Materials – Specialist (OSHA)
  - f. Hazardous Materials – On-Scene Incident Commander (OSHA)
  - g. Support Level – Awareness Level (PEMA)
4. Team members must successfully complete training and physicals before they are called upon to perform offensive tasks at an incident.
5. All certified HMRTs shall implement a written Personal Protective Equipment (PPE) program in accordance with 29 CFR 1910.120.
6. Each team shall develop a Respiratory Protection Program in accordance with the requirements stated in OSHA 1910.134.
7. All HMRTs shall implement a Medical Surveillance Program (MSP) as established by the OSHA, Section 1910.120(f).
8. A certified HMRT shall consist of a specific number of certified personnel in order to receive and maintain certification. The following requirement defines the minimum complement of HMRT members on-site to a Hazardous Materials Level III response.
  - a. 1 hazmat on-scene IC.
  - b. 1 hazmat safety officer.
  - c. 7 hazmat technicians.
  - d. 1 medical specialist (i.e., Pennsylvania Department of Health Certified Emergency Medical Technician, or licensed Occupational Health Nurse or a Licensed Physician).
9. Each team shall certify at least two (2) members that can assume control of the incident scene and have competency in the following areas:
  - a. Ability to implement the HMRTs incident command system.
  - b. Ability to implement the HMRTs emergency response plan.
  - c. Knowledge and understanding of the hazards and risks associated with team members working in chemical protective clothing.
  - d. Ability to implement the local emergency response plan.

**J. American Red Cross**

1. Open and operate shelters to support evacuees.
2. Respond to inquiries about evacuees at shelters.
3. Provide subsistence to first responders and other individuals at the incident site.
4. Assign ARC liaison personnel at the EOC.
5. Feed and shelter emergency workers during 24-hour operations.
6. Maintain accountability and coordinate return of sheltered evacuees.
7. If requested, assist in the re-entry of displaced persons affected by the incident.

**V. ADMINISTRATION AND LOGISTICS**

---

**A. ADMINISTRATION**

1. The HMRT will establish a financial tracking and billing system for reimbursement costs. The basis of the costs should be the level of support employed to support a dispatch.
2. A person who causes a release of a hazardous material (responsible party) shall be liable for the response costs incurred by a certified hazardous material response team or a supporting paid or volunteer emergency service organization, or both. The state agency, local agency, regional hazardous materials organization, volunteer emergency service organization, or hazardous material transporter, manufacturer, supplier or user that organized the certified hazardous material response team, as identified on the team certification, or supporting paid or volunteer emergency service organizations that undertakes a response action may recover those response costs in law or an action in equity brought before a court of competent jurisdiction or may proceed under the provision of Act 165 subsection (d).
3. This Hazardous Materials Response Plan (HMRP) is to be used in concert with other all-hazard plans that have been completed for Columbia County.
4. The Columbia County LEPC monitors SARA compliance.
5. An EHS facility is responsible for the documentation of accidental releases by preparing:
  - a. Their version of the incident, including time, cause of the release, spill, or discharge material and quantity released, as well as their response action.
  - b. A chronological log that details a minute-by-minute account of the spill, release, or discharge response activities, including emergency response notification of

off-site authorities, significant changes in the situation, and time of recommendation to notify off-site authorities.

**B. TIER II REPORTING**

1. The Superfund Amendment and Reauthorization Act (SARA) Title III of the Emergency Planning and Community Right-to-Know Act (EPCRA) covers chemical reporting, requiring certain facilities to report chemical information to the State, Local Emergency Planning Committees (LEPCs) and local fire departments.
2. Failure to report this information on an annual basis can result in fines of \$25,000 a day.
3. To qualify as a reporting facility the entity has two methods of reaching a reporting threshold. (1) Storing more than 10,000 pounds of a single chemical, (2) storing any one of the 387 chemicals that the EPA considers Extremely Hazardous Substances (EHSs).
4. Act 1990-165 requires that chemical inventory forms (Tier II) be submitted annually by March 1 for the preceding calendar year. Tier II reporting requirements for Extremely Hazardous Substance are 500 pounds or the Threshold Planning Quantity (TPQ) whichever is less.
5. Retail gasoline stations are exempt from reporting gasoline or diesel fuel as long as the amount stored is less than 75,000 and 100,000 gallons, respectively.
6. Act 1990-165 requires the owner or operator of any facility that supplies, manufactures, produces, uses, transfers, stores or distributes any hazardous material which meets or exceeds federal reporting threshold quantities to report the presence of these hazardous/extremely hazardous materials to state and local government authorities within five (5) business days after the substance is first present at the facility.
7. Act 1990-165 requires owners or operators of owned or leased properties that maintain rolling stock, such as railcars, which are used as storage facilities for hazardous materials, to report the presence of those hazardous materials when they are present for a period in excess of five (5) continuous days.
8. Facilities that are required to report as SARA facilities must submit a Tier II Chemical Inventory Report. The Tier II report is the most common and lists the chemical name, storage amount in a range, storage location and information, and emergency contact information including 24-hour phone numbers. The facility is also

required to submit a list of chemicals or Material Safety Data Sheets (MSDSs). A site plan outlining the storage areas may also be required to be submitted.

9. EHS facilities are also required to submit a copy of their emergency plan.
10. SARA Title III and Act 165 require owners/operators of facilities in the manufacturing sector (i.e., facilities with Standard Industrial Classification Codes 20 through 39), which employ 10 or more full-time employees and which manufacture or process 25,000 pounds or more, or otherwise use 10,000 pounds or more, of any SARA Section 313-listed toxic chemical in the course of a calendar year to file the Toxic Chemical Release Inventory, also known as Form R.

### **C. REPORTING HAZARDOUS MATERIALS INCIDENTS**

1. The Department of Environmental Protection (DEP) regional representative shall be notified of all hazardous material incidents regardless of whether or not there is a responsible party in accordance with Act 165 and the Pennsylvania Emergency Incident Reporting System (PEIRS) procedure. The DEP representative shall determine the appropriate follow-up actions and notify the Hazardous Materials Incident Commander of their intentions, i.e. referral to Environmental Cleanup, Environmental Crimes, Attorney General's Office, no action required, etc.
2. The Emergency Management Coordinator (EMC) is responsible for reporting the incident to the PEIRS – the PEIRS report shall be submitted to the State Emergency Operations Center (SEOC) as soon as possible after the dispatch of the HMRT.
3. If a facility produces, uses, or stores one or more EPA-listed hazardous substance, it must immediately notify the LEPC and the PEMC (through the State Emergency Operations Center) if there is a release of a listed hazardous substance that equals or exceeds the reportable quantity for that substance and which extends beyond the property boundaries of the facility or otherwise enters the environment.
4. The initial notification or a release from a SARA regulated facility can be by telephone, radio, or in person to the Columbia County 911 Center. Section 304 or SARA Title III also requires a follow-up written emergency notice after the release which must be submitted to the LEPC and the SERC within 30 days of the incident.
5. Emergency notification requirements involving transportation incidents maybe satisfied by reporting the incident to the Columbia County 911 Center.
6. Hazardous materials incidents are most often reported in one of the following ways.

- a. In the course of normal activities, a citizen may find or cause a release of hazardous materials. In such an instance, the citizen would notify emergency response officials by dialing 9-1-1.
- b. The largest number of hazardous materials incidents occur during transportation of the materials. When a vehicle is involved in an accident or there is a failure in the container housing the hazardous materials, the operator or an observer of the incident will notify emergency response officials by dialing 9-1-1.
- c. An industrial operation's facility emergency coordinator will report a release at a manufacturing or other type of facility by dialing 9-1-1.
- d. In accordance with the NCP, the EMA Director will notify the National Response Center (NRC) of an oil or hazardous materials releases for hazardous substances identified in the Comprehensive Environmental Response Compensation and Liability Act (CERCLA) list, that exceed the Reportable Quantity (RQ) of the substances as defined in 40 Code of Federal Regulations (CFR) 302. The Columbia County EMC will be notified by 9-1-1 dispatchers when a facility emergency coordinator reports an incident.

**D. COMMUNITY RIGHT-TO-KNOW INFORMATION AND THE NEED TO CONTROL SENSITIVE INFORMATION**

1. The Columbia County EMA will perform the following steps in order to protect all sensitive emergency management documents and information in their possession or control.
  - a. Review all the documents/information in the possession of the Columbia County EMA for sensitive information that, if released to a requestor, may adversely affect the safety, security, or health of county employees, paid and volunteer emergency responders, public officials, and private citizens.
  - b. Compile a list of the documents or a description of the sensitive information and make any required revisions, additions, or deletions to the list.
  - c. Finalize a list of sensitive information and submit it to the County Solicitor's Office for review. Include recommendation as to whether all or only portions of each identified sensitive document/information should be protected from release to the general public.
  - d. The County Solicitor's Office should review the list of sensitive documents/information compiled by the EMA. Once this review is completed the

County Solicitor's Office should provide the County EMA Office with a memo or final list that describes which EMA documents are to be considered sensitive documents and not releasable to the general public.

2. When a request for sensitive information is received, the Columbia County EMA will make certain that the request for the information meets the following conditions:
  - a. The request is in writing.
  - b. The request is from a Pennsylvania citizen, business, or corporation, unless the request applies to SARA Title III facility off-site response plans, MSDSs, or Tier II reports.
  - c. The request specifically describes the document/information being requested.
  - d. The request states how the information is to be provided to the requestor (e.g. mail copy to requestor, requestor to pickup, or requestor to review documents at County EMA Office).
3. If the requestor has not met all of the above conditions, the Columbia EMA will deny the request. If the requestor has met all the above conditions, the Columbia EMA will review the information request and determine whether all, some, or none of the document/information is releasable to the requestor based upon the following standards.
  - a. If the requested document is a public record, does not contain sensitive information, and does not appear on the EMAs approved list of sensitive documents, release a copy of the document to the requestor.
  - b. If the document appears on the EMAs list of sensitive documents but the coordinator, in consultation with the County Solicitor's Office, has determined that certain portions of the document are releasable to the public, they will grant a partial release of the document.
  - c. If the document appears on the EMAs list of sensitive document and the County Solicitor's Office has determined that none of the document is releasable to the public. The Columbia EMA Director will send a written notification to the requestor that the requested document/information will not be provided.
4. For requests of copies of SARA Title III facility off-site response plans, facility Materials Safety Data Sheets (MSDSs), or facility Tier II reports, it is strongly recommended that the coordinator invite the requestor to visit the EMA Office before releasing any facility plan, MSDS, or Tier II report to the requestor.

5. Only specific requests for a specific facility or facilities need to be honored by the County EMA Office or County LEPC, broad scope requests for SARA Title II type information should be summarily rejected.
6. Before making a partial release of any documents/information the Columbia County EMA will remove all sensitive information contained in the document.
7. If a requestor agrees to visit the EMA Office to review a document the EMA director should maintain a log containing the requestor's name, signature, address, a copy of the requestor's Pennsylvania driver's license or other photo identification card that can be used to verify Pennsylvania citizenship (A photo ID is not required for SARA Title III requests), the purpose of the request for the information, and the time and date of the visit.
8. Columbia County EMA will provide a response to the person requesting SARA information within 30 days.

#### **E. LOGISTICS**

1. All agencies/organizations involved will mutually support one-another and provide equipment and other logistical support as needed. All fire departments in Columbia County have written or verbal mutual aid agreements.
2. The Columbia County LEPC, in coordination with the Columbia County EMA, is responsible for filing the proper reports with pertinent state and federal agencies.
3. The Columbia County LEPC, in coordination with the Columbia County EMA, is responsible for ensuring methods and schedules for exercising the emergency plan.

### **VI. CONTINUITY OF GOVERNMENT**

---

#### **A. The lines of succession for the Columbia County Commissioners are as follows:**

1. Chairman
2. Commissioners
3. Chief Clerk

#### **B. The line of succession for the Columbia County EMA is as follows:**

1. EMA Coordinator
2. EMA Deputy Coordinator/Operations & Training Officer

## **VII. PLAN DEVELOPMENT, MAINTENANCE AND TRAINING**

---

- A. The Columbia County LEPC is responsible for reviewing and updating this plan on a periodic basis.
- B. Covered facilities listings should be updated on an annual basis.
- C. Each participating agency and organization shall be responsible for the inventory of their equipment, current licensing arrangements, equipment repair and replacement, and any special operating instructions or conditions.
- D. All organizations and agencies involved in hazardous materials response are responsible for maintaining and regularly updating individual SOGs.
- E. The HMRT Chief should conduct a critique/debrief of the response and follow-up actions. A requirement exists in OSHA and NFPA 472 to conduct a critique and follow-up of each incident, and a report to be maintained with the HMRT.
- F. NFPA 471 requires that Certified HMRTs conduct an annual exercise to determine the adequacy and effectiveness of the hazardous materials emergency plan. Additional exercises will be held as necessary to keep this HMRP and participating agencies in a state of readiness. Such exercises may be “table top”, “functional”, or “full-scale”. Training needs will be identified as a result of developing an After Action Report (AAR).

## **VIII. DEFINITION OF TERMS AND ACRONYMS**

---

### **DEFINITIONS**

- A -

**Absorption** – Defensive method of controlling a spill by applying a material that absorbs the spilled chemical

**Accident Site** – The location of an unexpected occurrence, failure, and/or loss (either at a facility or along a transportation route) resulting in a release of hazardous materials.

**Acute** – Severe, but of short duration. Acute health effects are those that occur immediately after exposure to hazardous chemicals.

**Acutely Toxic Chemicals** – Chemicals that can cause severe short and long term health effects after a single, brief exposure (short duration). These chemicals, when ingested, inhaled or

absorbed through the skin, can cause damage to living tissue, impairment of the central nervous system, severe illness, or, in extreme cases, death.

**Aerosol** – A material that is dispensed from its container as a mist, spray, or foam by a propellant under pressure; a liquid substance suspended in air.

**Airborne Release** – Release of any chemical into the air.

**Air Purifying Respiratory** – Respiratory protection that filters contaminants out of the air, using filter cartridges; requires the atmosphere have sufficient oxygen along with other regulatory requirements.

**American Red Cross (ARC)** – A quasi-governmental agency largely for relief of suffering and welfare activities during war and disaster. The ARC operates under Congressional charter and is supported by the people. Internationally, it operates in accordance with the Treaty of Geneva.

**Annex** – As used in this plan, an element that is devoted to one function of emergency operations and describes the county's approach to operating in that activity in response to emergencies.

**Aquifer** – An underground rock formation composed of materials such as sand, soil, or gravel that can store and supply ground water to wells and springs. Aquifers are usually found within a thousand feet of the earth's surface.

**Awareness** – The basic level of training for emergency response to a chemical accident, the ability to recognize a hazardous situation and call for assistance.

**- B -**

**Biological Agents** – The FBI WMD Incident Contingency Plan defines biological agents as microorganisms or toxins from living organisms that have infectious or noninfectious properties that produce lethal or serious effects in plants and animals.

**Blasting Agent** – A material designed for blast.

**Branches** – The organizational level having functional or geographical responsibility for major aspects of incident operations. A branch is organizationally situated between the section and the division or group in the Operations section, and between the section and units in the Logistics Section. Branches are identified by the use of Roman numerals or by functional area.

- **C** -

**Ceiling Level** – Highest exposure a person can receive without suffering any ill effects; combined with the PEL, TLV, or REL, it establishes a maximum exposure.

**Chemical Agents** – The FBI WMD Incident Contingency Plan defines chemical agents as solids, liquids, or gases that have chemical properties that produce lethal or serious effects in plant and animals.

**Chemical Transportation Emergency Center (CHEMTREC)** – A program providing information and/or assistance to emergency responders. Chemtrec contacts the shipper or producer of the material for more detailed information, including on-scene assistance when feasible. CHEMTREC can be reached 24 hours a day by calling 1-800-424-9300.

**Chemnet** – A mutual aid network of chemical shippers and contractors. Chemnet has more than 50 participating companies with emergency teams, 23 subscribers (who receive services during an incident from a participant and then reimburse response and cleanup costs), and several emergency response contractors. Chemnet is activated when a member shipper cannot respond promptly to an incident involving that company's product(s) that requires the presence of a chemical expert. If a member of the company cannot go to the scene of the incident, the shipper will authorize a Chemnet contracted emergency response company to go. Chemnet provides communications for the network, with the shipper receiving notification and details about the incident from the chemnet communicator.

**Chronic** – Of long duration or having frequent recurrence. Chronic health effects are those that become apparent or continue for some time after exposure to hazardous materials.

**Combustible Liquid** – Any liquid having a flashpoint at or above 100°F and below 200°F.

**Command Post** – Facility located at a safe distance upwind from an accident site where the on-scene coordinator, responders, and technical representatives can make response decisions, deploy manpower and equipment, maintain liaison with the media, and handle communications.

**Command Staff** – In an incident management organization, the Command Staff consists of the Incident Command and the special staff positions of Public Information Officer, Safety Officer, Liaison Officer, and other positions as required, who report directly to the Incident Commander. They may have an assistant or assistants, as needed.

**Computer Aided Management for Emergency Operations (CAMEO)** – Computer program that combines a chemical information database with emergency planning software; commonly used by HAZMAT teams to determine chemical information.

**Contamination** – The deposit of radioactive material on the surfaces of structures, areas, objects, or personnel following a nuclear explosion. This material generally consists of fallout in which fission products and other weapon debris have become incorporated with particles of dirt, etc. Contamination can also occur from the radioactivity induced in certain substances by the action neutrons from a nuclear explosion.

**Corrosive Material** – Any liquid or solid that causes visible destruction or irreversible damage to human skin tissue. Also, it may be a liquid that has a severe corrosion rate on steel.

**- D -**

**Damage Assessment** – The appraisal or determination of the actual effects resulting from any hazard affecting Columbia County.

**Decontamination** – The removal of hazardous substances from a person to the extent necessary to preclude the occurrence of foreseeable adverse health effects.

**- E -**

**Emergency** – A situation created by an accidental release or spill of hazardous materials which poses a threat to the safety of workers, residents, the environment, or property.

**Emergency Alert System (EAS)** – A system for informing the public about the nature of a hazardous materials incident and what safety steps they should take.

**Emergency Decontamination** – Rapid removal of material from a person, who requires immediate cleaning. Most emergency decon setups use a single hose-line to perform a quick, gross decon.

**Emergency Operations Center** – A facility where municipal, county, state, federal, and private entities meet during an emergency situation to gather information, make decisions, and direct and/or coordinate necessary actions to bring the emergency to a close. Generally, the facility is centrally located, and has appropriate communications available for a totally coordinated effort.

**Emergency Operations Plan (EOP)** – A brief, clear and concise documented description of action to be taken or instructions to all individuals and local government services concerned, stating what will be done in the event of an anticipated emergency. The plan will state the method for taking coordinated action to meet the needs of the situation. It will state the action to be taken by whom, what, when and where based on predetermined assumptions, objectives and capabilities.

**Emergency Public Information** – Information released to the public by county, state, and federal agencies concerning the emergency at hand and how it can affect public health and the environment.

**Etiologic Agent** – An “etiologic agent” means a living micro-organism (or its toxin) that causes (or may cause) human disease.

**Evacuation** – The movement of people from an area, usually their homes, to another area that is considered to be safe. Persons are evacuated when they are no longer safe in their current area.

**Explosives Class A** – Possessing, detonating, or otherwise maximum hazard, such as dynamite, nitroglycerin, picric acid, lead azide, black powder, blasting caps, and detonating primers.

**Explosives Class B** – Possessing flammable hazard, such as propellant explosives, photographic flash powders, and some special fireworks.

**Explosives Class C** – Includes certain types of manufactured articles that contain Class A or Class B explosives, or both, as components but in restricted quantities.

**Extremely Hazardous Substances** – A list of chemicals identified by EPA on the basis of toxicity, and listed under Title III of SARA.

**- F -**

**Fine Decontamination** – More detailed form of decontamination, usually performed at a hospital by staff that are trained and equipped to perform decon procedures.

**Flammable Liquid** – Any liquid having a flash point below 100°F.

**Flammable Solid** – Any solid material (other than an explosive) that is liable to cause fires through friction or retained heat from manufacturing or processing. It can be ignited readily and burns so vigorously and persistently as to create a serious transportation hazard. Included in this class are spontaneously combustible and water reactive materials.

**Flash Point** – The minimum temperature at which a flammable vapor of a substance (in contact with a spark or flame) will ignite.

**- G -**

**General Staff** – A group of incident management personnel organized according to function and reporting to the Incident Commander. The General Staff normally consists of the Operations Section Chief, Planning Section Chief, Logistics Section Chief, and Finance/Administration Section Chief.

**Gross Decontamination** – Step in the decontamination process that removes the majority of the chemicals through a flushing of the person. The gross washing employs large amounts of water and is usually done by the individual or a partner.

**- H -**

**Hazard** – Any situation that has the potential for causing damage to life, property, and/or the environment.

**Hazard Analysis** – The procedure for identifying potential sources of a hazardous materials release, determining the vulnerability of an area to a hazardous materials release, and comparing hazards to determine risks to a community.

**Hazardous Chemical** – Any chemical that is a physical hazard or a health hazard.

**Hazardous Material** – Any substance or material in a quantity or form which may be harmful to humans, animals, crops, water systems, or other elements of the environment if accidentally released. Hazardous materials include: explosives, gases (compressed, liquefied, or dissolved), flammable and combustible liquids, flammable solids or substances, oxidizing substances, poisonous and infectious substances, radioactive materials, and corrosives.

**Biological:** Microorganisms or associated products which may cause disease in humans, animals, or economic crops and includes pathogenic wastes from medical institutions, slaughterhouses, poultry processing plants, and the like.

**Chemical:** Toxic, corrosive or injurious substance because of inherent chemical properties and includes but is not limited to such items as petroleum products, paints, plastics, acids, caustics, industrial chemicals, poisons, drugs, or mineral fibers (asbestos).

**Explosive:** Material capable of releasing energy with blast effect in a split second upon activation; the released energy usually damages or destroys objects in close proximity to the blast.

**Radiological:** Any radioactive substance emitting ionizing radiation at a level to produce a health hazard.

**- I -**

**Immediately Dangerous to Life and Health** – A concentration that represents a maximum level from which one could escape within 30 minutes without any escape-impairing symptoms or any irreversible health effects.

**Incident Action Plan (IAP)** – Provides a coherent means of communicating the overall incident objectives in the contexts of both operational and support activities.

**Incident Commander** – The individual responsible for all incident activities, including the development of strategies and tactics and the ordering and release of resources. The IC has overall authority and responsibility for conducting incident operations and is responsible for the management of all incident operations at the incident site.

**Incident Command Post** – The field location at which the primary tactical-level, on-scene incident command functions are performed. The ICP may be collocated with the incident base or other incident facilities and is normally identified by a green rotating or flashing light.

**Incident Command System** – The combination of facilities, equipment, personnel, procedures, and communications operating within a common organizational structure, with responsibility for management of assigned resources, to effectively accomplish stated objectives at the scene of an incident.

**Irritating Material** – A liquid or solid substance that, upon contact with fire or air, gives off dangerous or intensely irritating fumes.

**- J -**

**Joint Public Information Center** – A single facility from which multi-organizational emergency public information can be coordinated and disseminated.

**- L -**

**Lethal Concentration Low** – The lowest concentration of a chemical at which some test animals died following inhalation exposure.

**Lethal Dose Low** – The lowest dose of a chemical at which some test animals died following exposure.

**Liaison Officer (LNO)** – The point of contact for representatives of other governmental agencies, nongovernmental organizations, and/or private entities at the incident site. Serves as a member of the command staff.

**Local Emergency Planning Committee** – Group comprised of members of the community, industry, and emergency responders to plan for a chemical incident and to ensure that local resources are adequate to handle an incident.

- **M** -

**Materials Safety Data Sheet** – A compilation of information required under the OSHA Hazard Communication Standard on the identity of hazardous chemicals, health and physical hazards, exposure limits, and precautions. Section 311 of Title III of SARA requires facilities to submit MSDSs under certain conditions.

**Median Lethal Concentration** – Concentration level at which 50% of the test animals died when exposed by inhalation for a specified time period.

**Median Lethal Dose** – The calculated dose at which a material kills 50% of a group of test animals within a specified time. Dose is generally given in milligrams per kilogram of body weight of the test animal.

**Mutual Aid Agreements** – Written or unwritten understandings among jurisdictions that cover methods and types of assistance available during all phases of an emergency.

- **N** -

**National Response Plan (NRP)** – An interim plan designed to develop a unified approach to domestic incident management across the nation.

**National Response Team** – A team consisting of representatives of 14 federal government agencies. The team is the principal organization for implementing the National Contingency Plan

(NCP). When the NRT is not activate for a response action, it serves as a standing committee to develop and maintain preparedness, to evaluate methods of responding to discharges or releases, and to recommend needed changes in the response organization, and to recommend revisions to the NCP.

**National Incident Management System (NIMS)** – A system mandated by HSPD-5 that provides a consistent nationwide approach for Federal, State, local, and tribal governments; the private-sector, and nongovernmental organizations to work effectively and efficiently together to prepare for, respond to, and recover from domestic incidents, regardless of cause, size, or complexity. To provide for interoperability and compatibility among Federal, State, local, and tribal capabilities, the NIMS includes a core set of concepts, principles, and terminology. HSPD-5 identifies these as the ICS; Multi-agency Coordination systems; training; identification and management of resources (including systems for classifying types of resources); qualification and certification; and the collection, tracking, and reporting of incident information and incident resources.

**National Warning System** – The federal portion of the Civil Defense Warning System used for dissemination of warning and other information from the warning centers or regions to warning points in each state.

- **Q** -

**Operating Guidelines (OG)** – Checklists or guidance developed by each specific responding organization that detail responsible individuals by name and phone number and delineate in detail specific organizational emergency activities.

**Operations Level** – Mid level of Hazmat training above awareness; provides the foundation that allows for the responder to perform defensive activities at a chemical incident.

**Other Regulated Materials** – Any material that may pose an unreasonable threat to health and safety or property when transported in commerce, and does not meet any of the definitions of the other hazard classes specified in this appendix.

**Oxidizer** – A substance such as chlorate, permanganate, inorganic peroxide, or a nitrate that yields oxygen readily. It accelerates the combustion of organic matter.

**- P -**

**Permissible Exposure Limit** – OSHA value that regulates the amount of a chemical that a person can be exposed to during an eight-hour day.

**Personal Protective Equipment** – Equipment and clothing designed to protect a person from a variety of hazards when responding to a hazmat incident; PPE ranges from earplugs to a fully enclosed chemical suit.

**Plume** – Effluent cloud resulting from a continuous source release.

**Public Information Officer** – A member of the Command Staff responsible for interfacing with the public and media or with other agencies with incident-related information requirements.

**- R -**

**Radio Amateur Civil Emergency Services (RACES)** – An emergency service designated to make efficient use of the vast reservoir of skilled radio amateurs throughout the nation in accordance with approved Emergency Operations Plans. Many of the states and local governments have federally-approved RACES communications plans whereby radio amateurs participating in these plans are permitted to operate during an emergency, or emergency conditions.

**Radioactive Material** – Any material, or combination of materials, that spontaneously gives off ionizing radiation. It has a specific activity greater than 0.002 micro-curies per gram.

**Radius of the Vulnerable Zone** – The maximum distance from the point of release of a hazardous substance at which the airborne concentration could reach the level of concern under specified weather conditions.

**Regional Response Teams** – Regional counterparts to the National Response Team, the RRTs comprise regional representatives of the federal agencies on the NRT and representatives of each

state within the region. The RRTs serve as planning and preparedness bodies before a response, and provide coordination and advice to the federal OSC during response actions.

**Remedial Action** – An immediate action taken over the short-term to address a release or threatened release of hazardous substances.

**Reportable Quantity** – The quantity of a hazardous substance that triggers reporting under CERCLA; if a substance is released in a quantity that exceeds its RQ, the release must be reported to the National Response Center (NRC), as well as to the State Emergency Response Commission (SERC) and the community emergency coordinator for areas likely to be affected by the release.

**Resource** – Personnel and major items of equipment, supplies, and facilities available or potentially available or assignment to incident operations and for which status is maintained. Resources are defined by kind, and type and may be used in operational support or supervisory capacities at an incident or at an EOC.

**Response** – The efforts to minimize the risks created in an emergency by protecting the people, environment, and property, and the efforts to return the scene to normal pre-emergency conditions.

**Risk** – A measure of the probability that damage to life, property, and/or the environment will occur if a hazard manifests itself, this measure includes the severity of anticipated consequences to a population.

- S -

**Safety Officer** – A member of the Command Staff responsible for monitoring and assessing safety hazards or unsafe situations and for developing measures for ensuring personnel safety.

**Shelter** – A facility used to protect, house, and supply the essential needs of designated individuals during the period of an emergency. A shelter may or may not be specifically constructed for such use, depending on the type of emergency and the specific programmatic requirements.

**Shelter-in-Place** – Form of isolation that provides a level of protection while leaving people in place, usually in their homes. People are usually sheltered in place when they may be placed in further danger by evacuation.

**Short-Term Exposure Limit** – Fifteen-minute exposure to a chemical; requires a one-hour break between exposures and is only allowed four times a day.

**Span of Control** – The span of control of any individual with incident management supervisory responsibility should range from three (3) to seven (7) subordinates.

**Special Population** – Groups of people that may be more susceptible than the general population (due to preexisting health conditions or age) to the toxic effects of an accidental release.

**Specialist Level** – Hazmat training level that provides for a specific type of training, such as railcar specialist; a responder with a higher level of training than a technician.

**Staging Area** – A location where equipment/personnel are maintained on a temporary basis for emergency response.

**Storage** – Methods of keeping raw materials, finished goods, or products while awaiting use, shipment, or consumption.

**Superfund Amendments and Reauthorization Act** – Law that regulates a number of environmental issues, predominately for the chemical inventory reporting by industry to the local community.

**- T -**

**Technical Decontamination** – Washing and scrubbing portion of the decontamination process. The process is usually repeated and is performed by a decon crew.

**Technician Level** – High level of hazmat training that allows specific offensive activities to take place to stop or handle a chemical incident.

**Threshold Limit Value-Time Weighted Average** – Time-weighted average concentration for a normal 8-hour work day and a 40-hour work week, to which nearly all workers may be repeatedly exposed, day-to-day, without adverse effect.

**Threshold Limit Value-Short Term Exposure Limit** – A concentration to which workers can be exposed continuously for short periods of time without suffering from (1) irritation, (2) chronic or irreversible tissue damage, (3) narcosis of a sufficient degree to increase the likelihood of accidental injury, impair self-rescue, or materially reduce work efficiency, provided the daily TLV-TWA is not exercised.

**Toxic Cloud** – Airborne mass of gases, vapors, fumes, or aerosols of toxic materials.

**Toxicity** – The ability of a substance to cause damage to living tissue, impairment of the central nervous system, severe illness, or death when ingested, inhaled, or absorbed by the skin.

**Toxicology** – The study of the adverse effects of chemical agents on biological systems.

- V -

**Vapor Dispersion** – The movement of vapor clouds or plumes in air due to wind gravity, spreading, and mixing.

**Vulnerable Zone** – An area over which airborne concentration of a chemical involved in an accidental release could reach the level of concern.

**ACRONYMS**

---

ACGIH – American Conference of Governmental Industrial Hygienists

ADA – Average Daily Amount

ALOHA – Aerial Location of Hazardous Atmospheres

ARC – American Red Cross

CAA – Clean Air Act

CAMEO – Computer Aided Management of Emergency Operations

CAS – Chemical Abstract System

CCEMA – Columbia County Emergency Management Agency

CERCLA – Comprehensive Environmental Response Compensation and Liability Act  
CFR - Code of Federal Regulations  
CHEMTREC – Chemical Transportation Emergency Center  
Decon. – Decontamination  
DEP – Department of Environmental Protection  
E-911 - Enhanced 911 System  
EHS – Extremely Hazardous Substances  
EMA – Emergency Management Agency  
EMC – Emergency Management Coordinator  
EMS – Emergency Medical Services  
EOC – Emergency Operations Center  
EOP – Emergency Operations Plan  
EPA – Environmental Protection Agency  
EPCRA – Emergency Planning and Community Right-To-Know Act  
ESF – Emergency Support Function  
FEC - Facility Emergency Coordinator  
FEMA - Federal Emergency Management Agency  
HAZMAT - Hazardous Material  
HAZWOPER – Hazardous Waste Operation and Emergency Response Standard  
HMRP – Hazardous Materials Response Plan  
HMRT – Hazardous Materials Response Team  
IAP – Incident Action Plan  
IC – Incident Commander  
ICP – Incident Command Post  
ICS – Incident Command System  
IDLH – Immediately Dangerous to Life and Health  
LEPC – Local Emergency Planning Committee  
LNO – Liaison Officer  
MSDS – Materials Safety Data Sheet  
NCP – National Contingency Plan  
NFPA – National Fire Protection Association  
NIMS – National Incident Management System  
NIOSH – Nation Institute of Occupational Safety and Health  
NRC – National Response Center

NRP – National Response Plan  
NRS – National Response System  
NRT – National Response Team  
OSC – On-Scene Coordinator  
OSHA – Occupational Safety and Health Administration  
PAPR – Powered Air-Purifying Respirator  
PEIRS – Pennsylvania Emergency Incident Reporting System  
PEMA – Pennsylvania Emergency Management Agency  
PEMC – Pennsylvania Emergency Management Council  
PennDOT – Pennsylvania Department of Transportation  
PIO – Public Information Officer  
PPE – Personal Protective Equipment  
RQ – Reportable Quantity  
RRT – Regional Response Team  
SAD – State Active Duty  
SAR – Supplied Air Respirator  
SARA – Superfund Amendments and Reauthorization Act  
SCBA – Self Contained Breathing Apparatus  
SEOC – State Emergency Operations Center  
SERC – State Emergency Response Commission  
SLG – State and Local Guide  
SO – Safety Officer  
SOG – Standard Operating Guidelines  
STELs – Short Term Exposure Limits  
TLV – Threshold Limit Value  
TPQ – Threshold Planning Quantity  
TWA – Time-Weighted Averages  
USEPA – United States Environmental Protection Agency  
USDOT – United States Department of Transportation

## **IX. AUTHORITIES AND REFERENCES**

---

### **A. AUTHORITIES**

1. Federal
  - a. CFR Title 29 (Labor) Part 1910.106, *Flammable and Combustible Liquids*
  - b. CFR Title 29 (Labor) Part 1910.109, *Explosives*
  - c. CFR Title 29 (Labor) Part 1910.120, *HAZWOPER*
  - d. CFR Title 29 (Labor) Part 1910.134, *Respiratory Protection*
  - e. CFR Title 29 (Labor) Part 1910.1200, *Hazard Communications Program*
  - f. CFR Title 29 (Protection of Environment) Part 355 (Appendix A)
  - g. CFR Title 40 Protection of Environment
  - h. CFR Title 44 (Emergency Services)
  - i. Superfund Amendments and Reauthorization Act (SARA), 1986
  - j. Section 105 of the Comprehensive Environmental Response, Compensation, and Liability Act CERCLA
  - k. Emergency Planning and Community Right-to-Know Act (EPCRA/SARA Title III)
  - l. Section 311 – Clean Water Act, as amended by the Oil Pollution Act of 1990
  - m. Clean Air Act Amendments (CAAA), 1990
  - n. National Fire Protection Association (NFPA) Standard 471, *Recommended Practice for Responding to Hazardous Materials Incidents*
  - o. National Fire Protection Association (NFPA) Standard 472, *Professional Competence of Responders to Hazardous Materials Incidents*
  - p. National Fire Protection Association (NFPA) Standard 473, *Professional Competencies for EMA Personal Responding to Hazardous Materials Incidents*
2. State
  - a. Title 35, Emergency Management Services Code
  - b. Pennsylvania Hazardous Materials Emergency Planning and Response Act – 165, 1990
  - c. Pennsylvania Executive Order for NIMS Implementation
  - d. PEMA Circular 2004-1, *Certified Hazmat Team Response*
  - e. PEMA Circular 2001-7, *Criteria for release of sensitive documents*
  - f. PEMA Circular 2000-10, *Evacuation Authority*
  - g. PEMA Circular 1993-1, *Emergency Response to vehicle and heating tank spills*

- h. Pennsylvania Code Title 4, Part I, Chapter 5, Subchapter Q, Section 187
  - i. Pennsylvania Code Title 4, Part I, Chapter 5, Subchapter JJ, Section 381
  - j. Pennsylvania Code Title 4, Part I, Chapter 5, Subchapter JJ, Section 383
  - k. Pennsylvania Code Title 4, Part I, Chapter 5, Subchapter JJ, Section 385
  - l. Pennsylvania Code Title 4, Part V, Chapter 113, Section 2
  - m. Pennsylvania Code Title 4, Part V, Chapter 120(c)
  - n. Pennsylvania Code Title 25, Part I, Subpart A, Article I, Chapter 9
  - o. Pennsylvania Code Title 25, Part I, Subpart D, Article VII
  - p. Pennsylvania Code Title 67, Part I, Subpart B, Article I, Chapter 403
3. Local
- a. Columbia County Executive Resolution for Emergency Operations
  - b. Columbia County Executive Resolution authorizing NIMS Implementation

**B. REFERENCES**

1. *Guide for All-Hazards Emergency Operations Planning (Attachment C: Hazardous Materials)*, SLG-101, September 1996, FEMA
2. *National Response Plan*, December, 2004, DHS
3. *National Incident Management System*, March 2001, U.S. Department of Homeland Security
4. *Hazardous Materials Incidents (Second Edition)*, 2004
5. *Hazards Materials Emergency Planning Guide*, NRT-1, 2001
6. *Criteria for Review of Hazardous Materials Plans*, NRT-1A, 1988
7. *Developing a Hazardous Materials Exercise Program*, NRT-2, 1991
8. *Digest of Federal Training in Hazardous Materials*, FEMA 134, 1991
9. *Occupational Safety & Health Guidance Manual for Hazardous Waste Site Activities* 1985, NIOSH/OSHA/USCG/EPA
10. *Site Specific Technical Guidance for Hazards Analysis: Emergency Planning for Extremely Hazardous Substances*, 1987 EPA/FEMA/DOT
11. *2004 Emergency Response Guidebook*, 2004, US Department of Transportation
12. *NIOSH Pocket Guide*
13. *National Oil and Hazardous Substances Pollution Contingency Plan*
14. FBI Guidelines for Handling Suspicious Mail, Packages and Substances
15. FBI Guidance for Handling Improvised Explosive Devices

16. World Climate web site. [http://www.worldclimate.com/cgi-bin/data.pl?ref=N39W078+1300+467 730C](http://www.worldclimate.com/cgi-bin/data.pl?ref=N39W078+1300+467%20730C)

## **X. APPENDICES**

---

Appendix 1 – Incident Information Summary Form

Appendix 2 – Incident Commander Guide for the Initial Response to Level I, II, and III Hazardous Materials Incidents.

Appendix 3 – Incident Zoning Diagram

Appendix 4 – Incident Action Plan

Appendix 5 – Basic Technical Decontamination Diagram

Appendix 6 – Basic Mass Decontamination Diagram

Appendix 7 – Guide for Handling Suspicious Mail, Packages or Containers

Appendix 8 – Certified HMRT Field Screening of Suspicious Material Form

Appendix 9 – Guide for Handling an Improvised Explosive Device (IED)

Appendix 10 – List of Extremely Hazardous Substances

Appendix 11 – Emergency Release Notification from SARA Facilities

Appendix 12 – Citizen Request for Tier II Information



**APPENDIX 1 continued....**

**WEATHER**

Wind Speed \_\_\_\_\_ MPH, Direction (From/To) \_\_\_\_\_ Temp. \_\_\_\_\_  
Clear  Partly Cloudy  Overcast  Rain / Snow  Specify \_\_\_\_\_

**AGENCIES CONTACTED**

Federal/National	CHEMTREC	1-800-424-9300	Time _____	Date _____
	NRC	1-800-424-8802	Time _____	Date _____
State Agencies	PEMA Ops	(800) 424-7362	Time _____	Date _____
	PA DEP	(570) 327-3636	Time _____	Date _____

**COUNTY/LOCAL AGENCIES/ORGANIZATIONS/DEPARTMENTS**

Name of Agency/Individual	Telephone Number	Time/Date	Remarks
_____	_____	_____	_____
_____	_____	_____	_____
_____	_____	_____	_____
_____	_____	_____	_____
_____	_____	_____	_____
_____	_____	_____	_____
_____	_____	_____	_____

**ADDITIONAL REMARKS/COMMENTS**

\_\_\_\_\_

\_\_\_\_\_

\_\_\_\_\_

\_\_\_\_\_

\_\_\_\_\_

## APPENDIX 2

### INCIDENT COMMANDER GUIDE FOR THE INITIAL RESPONSE

#### TO LEVEL I, II, & III HAZARDOUS MATERIALS INCIDENTS

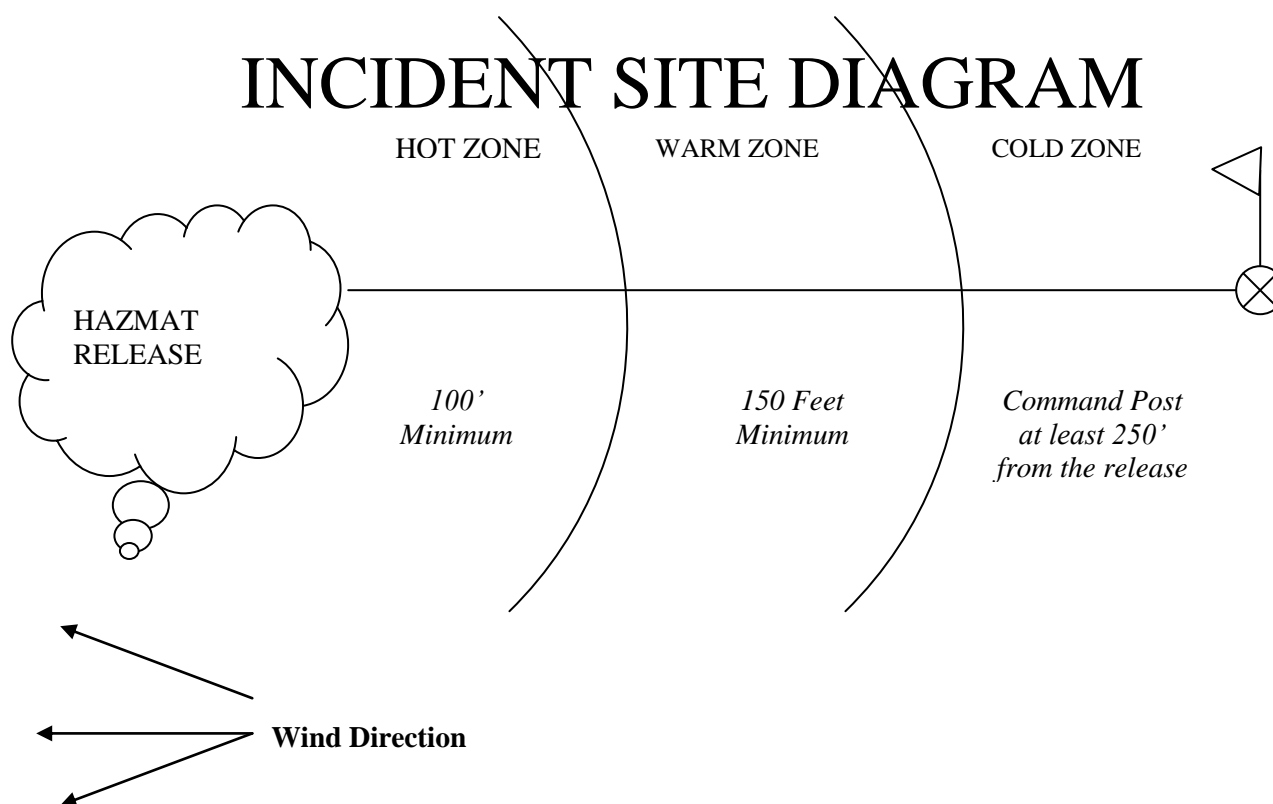
- Begin your size-up as you are approaching the scene.
- Establish command and inform the 911 dispatcher.
- Establish a Command Post (CP) at least 250' upwind from the release.
- Establish a Staging Area at a considerable distance upwind and appoint a Staging Manager.
- Have all resources without orders report to the Staging Area.
- Establish contact with the responsible party and obtain shipping papers and MSDS.
- Identify the nature of the incident along with the material and quantity involved.
- Secure the scene and establish a safe perimeter restricting entry.
- Assign a Safety Officer.
- Expand ICS (as necessary) assigning responsibilities to General & Command Staff.
- Request (via 911 dispatcher) a certified Hazardous Materials Response Team (HMRT).
- Prepare an Incident Action Plan (IAP) for the current operational period.
- Activate local EMA if resources from the community are anticipated.
- Implement public protective actions of shelter or evacuation as required (refer to MSDS & DOT Guidebook for a recommendation).
- Determine if resources on scene can safely perform any mitigation activity with available equipment and PPE.
- Conduct a full briefing upon arrival of the certified HMRT chief at the CP.
- Provide support to the certified HMRT (as required).
- Provide periodic situation updates to the 911 dispatcher.

**NOTE:** All information and requests from the scene to the Columbia County 911 Center must be channeled through the Incident Commander.

## APPENDIX 3

## INCIDENT ZONING DIAGRAM

The following diagram shows the zoning of a hazardous materials incident and is intended to serve as a guide for the Incident Commander (IC).



## NOTES

1. Distance between release and hot/warm zone boundary will be at least 100 feet however it could be more depending on the material and quantity involved.
2. The decontamination area (warm zone) is the area between the hot zone boundary line and the cold zone boundary line. This area will be at least 150 feet long.
3. The distance between the hazardous materials release and the command post must be at least 250 feet.
4. The cold zone is the clean area where the command post and rest and rehabilitation areas are located.
5. The staging area is located off-scene but nearby. It is the assembly area for mutual aid departments and other resources. A staging manager must be appointed to oversee activities. The staging manager reports to the Operations Chief.
6. Zones must be marked and access restricted to essential personnel only!

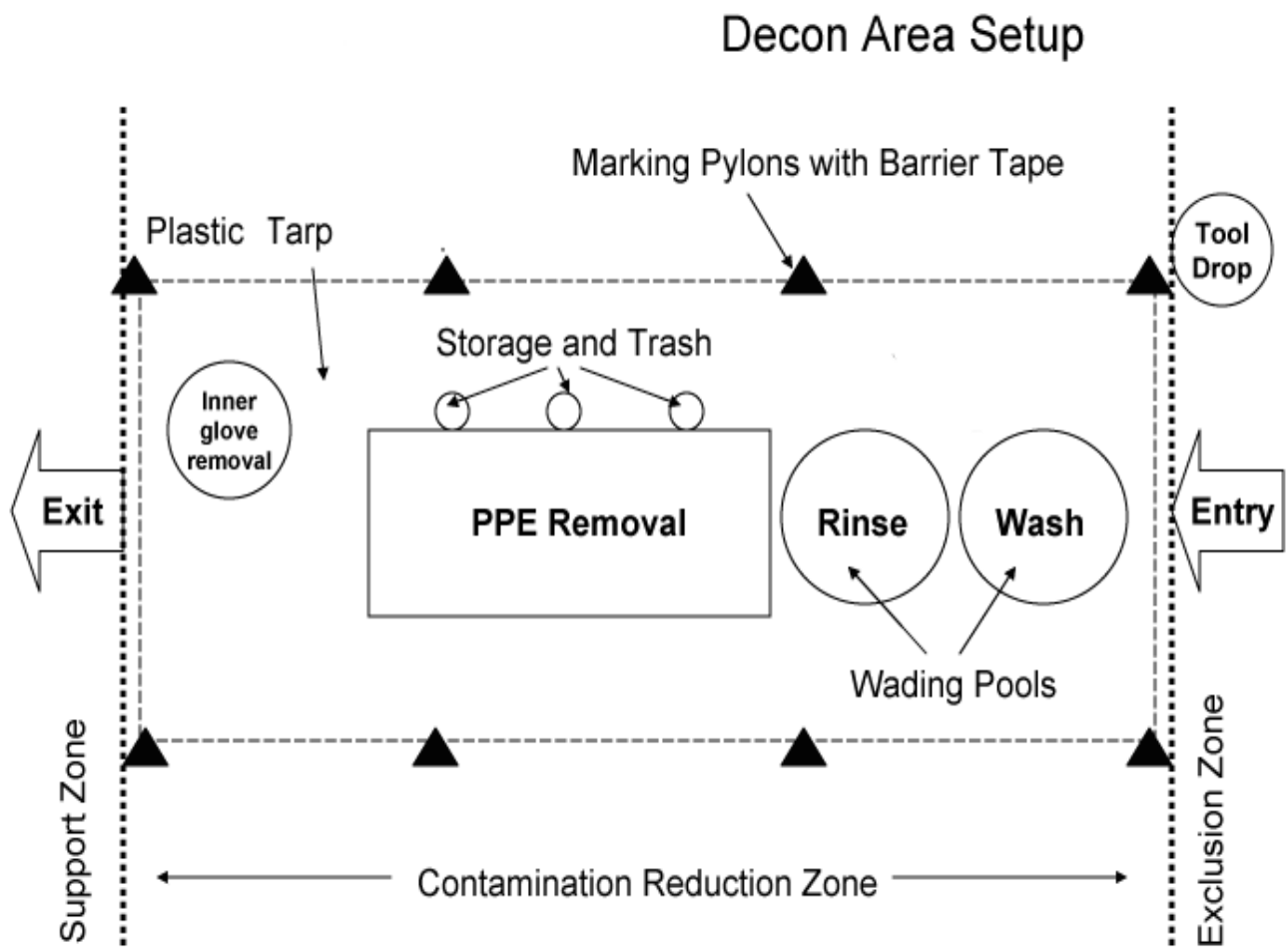
**APPENDIX 4**  
**INCIDENT ACTION PLAN**

INCIDENT ACTION PLAN	1. Incident Name	2. Date	3. Time
4. Operational Period			
5. Incident Objectives			
6. Weather Forecast for the Operational Period			
7. Safety Considerations			
8. Prepared by (IC or Planning Chief)		9. Approved by (IC)	

INCIDENT ACTION PLAN (Page 2)	Incident Name
11. Communication Plan	
12. Medical Plan	
13. Resources	
14. Remarks	

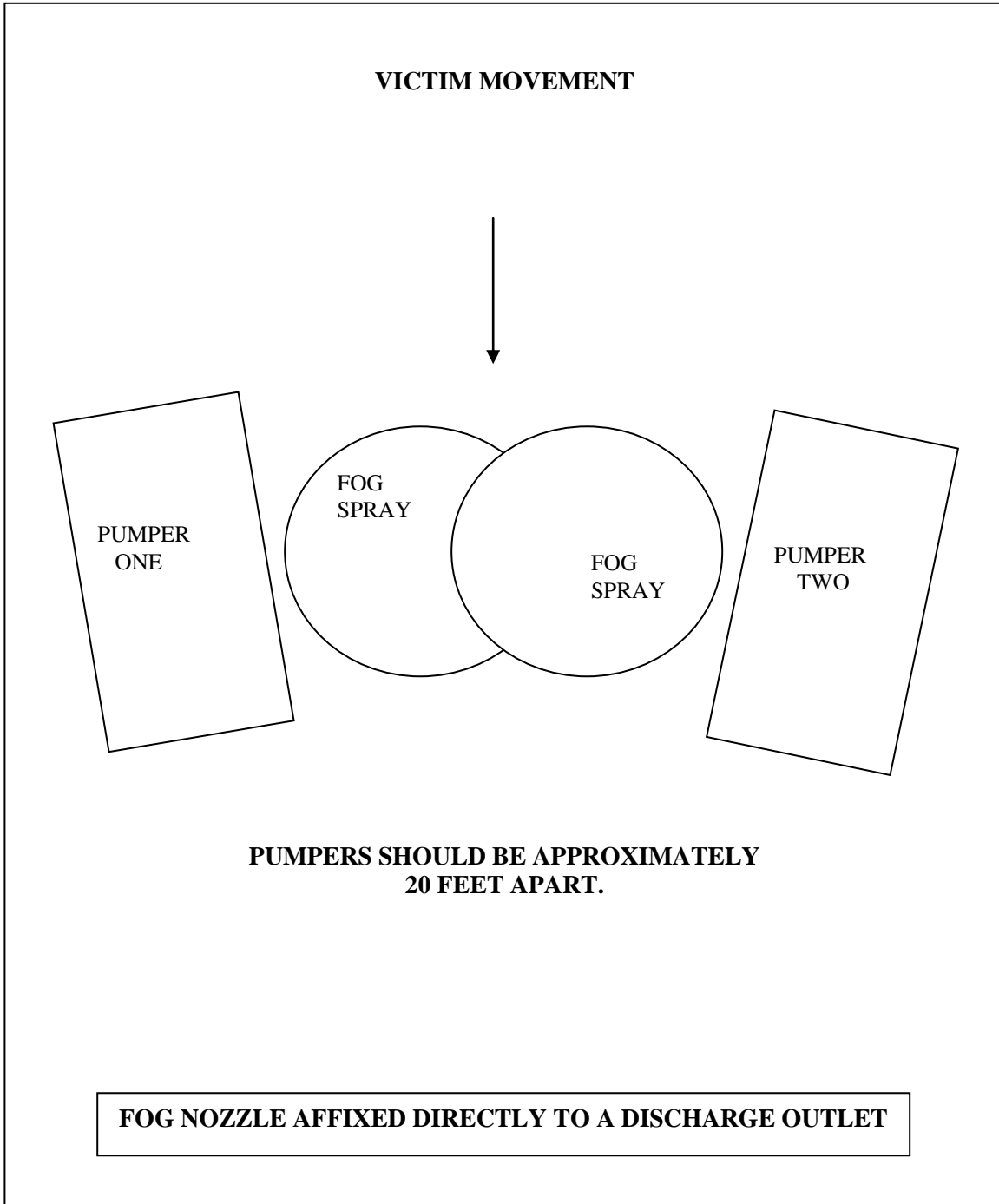
APPENDIX 5

(BASIC) TECHNICAL DECONTAMINATION CORRIDOR



**APPENDIX 6**

**(BASIC) MASS DECONTAMINATION CORRIDOR**



**APPENDIX 7****GUIDE FOR HANDLING SUSPICIOUS MAIL, PACKAGES OR SUBSTANCES**

- Avoid contact with the suspect material until a threat assessment has been conducted.
- Avoid contact with exposed persons until a threat assessment has been conducted.
- Quarantine exposed persons until a threat assessment has been conducted.
- Was a verbal or written threat made?
- Is there a suspicious substance present?
- Is anyone sick or showing unusual symptoms?
- Is there a strange odor?
- Are there dead plants, insects or animals nearby?
- Is there a reasonable explanation for the material to be present?
- If there's **No Threat** inform the occupant of your determination and why. Take the material as evidence or tell the occupant to dispose of it.
- If the IC determines that a **Threat Has Occurred** secure the scene and request a certified HMRT via the 911 dispatcher.
- The IC must notify the FBI Joint Terrorism Task Force at 215-418-4000 on all suspicious mail and packages.
- The certified HMRT will not open packages and containers deemed suspicious by the IC without the IC first having it cleared by a certified bomb technician.**
- The certified HMRT will perform screening of the suspicious substance for reactivity, toxicity, corrosiveness, flammability, explosiveness, contact hazard and vapor off gassing.
- The certified HMRT will package the suspicious material for delivery to the PA DOH laboratory with a form attached indicating the results of their field screening.
- The local law enforcement agency will submit a chain of custody form along with officer and police department contact information with the suspicious material.
- The IC will arrange security of the material until local law enforcement can arrange delivery of the suspicious material to the PA DOH laboratory.

**NOTE:** Typically local law enforcement is the IC on responses involving suspicious mail, packages or containers.

**THIS PAGE LEFT INTENTIONALLY BLANK**

**APPENDIX 8**

**CERTIFIED HAZARDOUS MATERIALS RESPONSE TEAM**

**FIELD SCREENING OF SUSPICIOUS SUBSTANCE**

**CERTIFIED HAZARDOUS MATERIALS RESPONSE TEAM INFORMATION (HMRT)**

1. Name of HMRT: \_\_\_\_\_
2. Address of HMRT: \_\_\_\_\_  
\_\_\_\_\_
3. Telephone # of HMRT: \_\_\_\_\_
4. Name of Technician: \_\_\_\_\_

**RESPONSE INFORMATION**

5. Date/Time: \_\_\_\_\_
6. Address/Location: \_\_\_\_\_  
\_\_\_\_\_
7. County: \_\_\_\_\_

**SCREENING OF SUSPICIOUS/UNIDENTIFIED MATERIAL**

8. Liquid  Powder  Solid  Other \_\_\_\_\_
9. Reactivity: \_\_\_\_\_
10. Toxicity: \_\_\_\_\_
11. Corrosiveness: \_\_\_\_\_
12. Flammability: \_\_\_\_\_
13. Explosiveness: \_\_\_\_\_
14. Nerve Agent: \_\_\_\_\_
15. Vapor Off Gassing: \_\_\_\_\_

**THIS PAGE LEFT INTENTIONALLY BLANK**

## APPENDIX 9

### GUIDE FOR HANDLING AN IMPROVISED EXPLOSIVE DEVICE (IED)

**NOTE:** Typically local law enforcement is the IC on responses involving explosives.

- Obtain additional information from the 911 dispatcher via cell phone or mobile data terminal DO NOT discuss over the radio.
- Has a written or verbal threat been made?
- Has recent intelligence referenced the location in question?
- Slow down or stop when approaching the scene and look at the “big picture”. Do a 360 degree scan of the entire area. (Use binoculars, scopes or vehicle mounted cameras).
- Look for objects or people out of place.
- Stage incoming support units at a safe distance. DON'T STACK UP.
- Establish a security perimeter and restrict entry. The minimum hot zone for a device is 300 feet, for a suspicious vehicle it's 1,500 feet.
- Do not use radios, mobile data terminals or any other electronic device inside the hot zone.
- ALWAYS BE AWARE OF SECONDARY DEVICES.**
- Utilize the Incident Command System.
- IED's require an explosive payload, a power source (i.e. battery) and an initiator (i.e. blasting cap). Can the suspicious item or package contain these three (3) things?
- IED indicators: items with wires, cell phones, circuit boards or antennas attached.
- More IED indicators: the presence of fuses, blasting caps, fireworks, match heads, black powder incendiary materials or liquids, detcord, military explosives, commercial explosives, or grenades or any combination of the above named items.
- If there is a strong indicator that you may have an IED or a vehicle IED leave the area and call for EOD assistance.
- A bomb dog can be a valuable tool for identifying a suspicious device however one dog is not capable of searching a large building or complex alone (bomb dogs require frequent rest breaks).

**FIRST RESPONDERS MUST NOT APPROACH ANY CONFIRMED OR  
SUSPECTED IED OR VEHICLE IED.**

**THIS PAGE LEFT INTENTIONALLY BLANK**

**APPENDIX 10**  
**LIST OF EXTREMELY HAZARDOUS SUBSTANCES**

The following list of “extremely hazardous substances” includes the names, Chemical Abstract Number (CAS #), Reportable Quantities (RQ), and Threshold Planning Quantities (TPQ) for each substance.

**Threshold Planning Quantity** – If a business stores, uses, or produces more than the “Threshold Planning Quantity” of an extremely hazardous substance at any time, they must comply with SARA Title III emergency planning and reporting requirements. For many of the substances listed below, two (2) numbers are entered under “Threshold Planning Quantity.” If a business stores, uses, or produces these substances in powdered form, and the substance meets certain other criteria that are described in federal regulations, the lower Threshold Planning Quantity applies. If not, the higher Threshold Planning Quantity applies.

**Reportable Quantity** – When a spill or release of an extremely hazardous substance exceeds the “Reportable Quantity” for that substance, the business or person that spilled or released the substance must report the release to the federal government.

Source: The current version of this list is codified at 40 CFR. Part 355, Appendix A. This version was included in the 1997 edition of the CFR.

**ALPHABETICAL ORDER LIST OF EXTREMELY HAZARDOUS SUBSTANCES**  
(Section 302 of EPCRA)

<b>CAS Number</b>	<b>NAME</b>	<b>TPQ pounds</b>	<b>RQ pounds</b>
75865	Acetone cyanohydrin	1,000	10
1752303	Acetone thiosemicarbazide	1,000/ 10,000	1,000
107028	Acrolein	500	1
79061	Acrylamide	1,000/ 10,000	5,000
107131	Acrylonitrile	10,000	100
814686	Acrylyl chloride	100	100
111693	Adiponitrile	1,000	1,000
116063	Aldicarb	100/ 10,000	1
309002	Aldrin	500/ 10,000	1
107186	Allyl alcohol	1,000	100
107119	Allylamine	500	500
20859738	Aluminum phosphide	500	100
54626	Aminopterin	500/ 10,000	500
3734972	Amiton oxalate	100/ 10,000	100
78535	Amiton	500	500
7664417	Ammonia	500	100
300629	Amphetamine	1,000	1,000
62533	Aniline	1,000	5,000
88051	Aniline, 2,4,6-trimethyl-	500	500
7783702	Antimony pentafluoride	500	500
1397940	Antimycin A	1,000/ 10,000	1,000
86884	Antu	500/ 10,000	100
1303282	Arsenic pentoxide	100/ 10,000	1
1327533	Arsenous oxide	100/ 10,000	1
7784341	Arsenous trichloride	500	1
7784421	Arsine	100	100
2642719	Azinphos-ethyl	100/ 10,000	100
86500	Azinphos-methyl	10/10,000	1
98873	Benzal chloride	500	5,000

98168	Benzenamine, 3-(trifluoromethyl)-	500	500
100141	Benzene, 1-(chloromethyl)-4-nitro-	500/ 10,000	500
98055	Benzeneearsonic acid	10/10,000	10
3615212	Benzimidazole, 4,5-dichloro-2-(trifluoromethyl)-	500/ 10,000	500
98077	Benzotrichloride	100	10
100447	Benzyl chloride	500	100
140294	Benzyl cyanide	500	500
57578	beta-Propiolactone	500	10
15271417	Bicyclo[2.2.1]heptane-2-carbonitrile, 5-chloro-6- (((methylamino)carbonyl)oxy)imino)-,(1-alpha,2-beta,4- alpha,5-alpha,6E))-	500/ 10,000	500
534076	Bis(chloromethyl) ketone	10/10,000	10
4044659	Bitoscanate	500/ 10,000	500
353424	Boron trifluoride compound with methyl ether (1:1)	1,000	1,000
10294345	Boron trichloride	500	500
7637072	Boron trifluoride	500	500
28772567	Bromadiolone	100/ 10,000	100
7726956	Bromine	500	500
2223930	Cadmium stearate	1,000/ 10,000	1,000
1306190	Cadmium oxide	100/ 10,000	100
7778441	Calcium arsenate	500/ 10,000	1
8001352	Campechlor	500/ 10,000	1
56257	Cantharidin	100/ 10,000	100
51832	Carbachol chloride	500/ 10,000	500
26419738	Carbamic acid, methyl-, O-(((2,4-dimethyl-1,3-dithiolan-2- yl)methylene)amino)-	100/ 10,000	1
1563662	Carbofuran	10/10,000	10
75150	Carbon disulfide	10,000	100
786196	Carbophenothion	500	500
57749	Chlordane	1,000	1
470906	Chlorfenvinfos	500	500
7782505	Chlorine	100	10
24934916	Chlormephos	500	500

999815	Chloromequat chloride	100/ 10,000	100
79118	Chloroacetic acid	100/ 10,000	100
107073	Chloroethanol	500	500
627112	Chloroethyl chloroformate	1,000	1,000
67663	Chloroform	10,000	10
107302	Chloromethyl methyl ether	100	10
542881	Chloromethyl ether	100	10
3691358	Chlorophacinone	100/ 10,000	100
1982474	Chloroxuron	500/ 10,000	500
21923239	Chlorthiophos	500	500
10025737	Chromic chloride	1/10,000	1
10210681	Cobalt carbonyl	10/10,000	10
62207765	Cobalt, ((2,2'-(1,2-ethanediybis(nitrilomethylidyne))bis(6-fluorophenylato))(2-)-N,N',O,O')-	100/ 10,000	100
64868	Colchicine	10/10,000	10
56724	Coumaphos	100/ 10,000	10
5836293	Coumatetralyl	500/ 10,000	500
535897	Crimidine	100/ 10,000	100
4170303	Crotonaldehyde	1,000	100
123739	Crotonaldehyde, (E)-	1,000	100
506683	Cyanogen bromide	500/ 10,000	1,000
506785	Cyanogen iodide	1,000/ 10,000	1,000
2636262	Cyanophos	1,000	1,000
675149	Cyanuric fluoride	100	100
66819	Cycloheximide	100/ 10,000	100
108918	Cyclohexylamine	10,000	10,000
17702419	Decaborane(14)	500/ 10,000	500
8065483	Demeton	500	500
919868	Demeton-S-methyl	500	500
10311849	Dialifor	100/ 10,000	100
19287457	Diborane	100	100
111444	Dichloroethyl ether	10,000	10
149746	Dichloromethylphenylsilane	1,000	1,000

62737	Dichlorvos	1,000	10
141662	Dicrotophos	100	100
1464535	Diepoxybutane	500	10
814493	Diethyl chlorophosphate	500	500
71636	Digitoxin	100/ 10,000	100
2238075	Diglycidyl ether	1,000	1,000
20830755	Digoxin	10/10,000	10
115264	Dimefox	500	500
60515	Dimethoate	500/ 10,000	10
2524030	Dimethyl phosphorochloridothioate	500	500
77781	Dimethyl sulfate	500	100
99989	Dimethyl-p-phenylenediamine	10/10,000	10
75785	Dimethyldichlorosilane	500	500
57147	Dimethylhydrazine	1,000	10
644644	Dimetilan	500/ 10,000	1
534521	Dinitroresol	10/10,000	10
88857	Dinoseb	100/ 10,000	1,000
1420071	Dinoterb	500/ 10,000	500
78342	Dioxathion	500	500
82666	Diphacinone	10/10,000	10
152169	Diphosphoramidate, octamethyl-	100	100
298044	Disulfoton	500	1
514738	Dithiazanine iodide	500/ 10,000	500
541537	Dithiobiuret	100/ 10,000	100
316427	Emetine, dihydrochloride	1/10,000	1
115297	Endosulfan	10/10,000	1
2778043	Endothion	500/ 10,000	500
72208	Endrin	500/ 10,000	1
106898	Epichlorohydrin	1,000	100
2104645	EPN	100/ 10,000	100
50146	Ergocalciferol	1,000/ 10,000	1,000
379793	Ergotamine tartrate	500/ 10,000	500
1622328	Ethanesulfonyl chloride, 2-chloro-	500	500

10140871	Ethanol, 1,2-dichloro-, acetate	1,000	1,000
563122	Ethion	1,000	10
13194484	Ethoprophos	1,000	1,000
538078	Ethylbis(2-chloroethyl)amine	500	500
371620	Ethylene fluorohydrin	10	10
75218	Ethylene oxide	1,000	10
107153	Ethylenediamine	10,000	5,000
151564	Ethyleneimine	500	1
542905	Ethylthiocyanate	10,000	10,000
22224926	Fenamiphos	10/10,000	10
115902	Fensulfothion	500	500
4301502	Fluenetil	100/ 10,000	100
7782414	Fluorine	500	10
640197	Fluoroacetamide	100/ 10,000	100
144490	Fluoroacetic acid	10/10,000	10
359068	Fluoroacetyl chloride	10	10
51218	Fluorouracil	500/ 10,000	500
944229	Fonofos	500	500
107164	Formaldehyde cyanohydrin	1,000	1,000
50000	Formaldehyde	500	100
23422539	Formetanate hydrochloride	500/ 10,000	1
2540821	Formothion	100	100
17702577	Formparanate	100/ 10,000	1
21548323	Fosthietan	500	500
3878191	Fuberidazole	100/ 10,000	100
110009	Furan	500	100
13450903	Gallium trichloride	500/ 10,000	500
77474	Hexachlorocyclopentadiene	100	10
4835114	Hexamethylenediamine, N,N'-dibutyl-	500	500
302012	Hydrazine	1,000	1
74908	Hydrocyanic acid	100	10
7647010	Hydrogen chloride (gas only)	500	5,000
7783075	Hydrogen selenide	10	10
7664393	Hydrogen fluoride	100	100
7722841	Hydrogen peroxide (Conc.> 52%)	1,000	1,000

7783064	Hydrogen sulfide	500	100
123319	Hydroquinone	500/ 10,000	100
13463406	Iron, pentacarbonyl-	100	100
297789	Isobenzan	100/ 10,000	100
78820	Isobutyronitrile	1,000	1,000
102363	Isocyanic acid, 3,4-dichlorophenyl ester	500/ 10,000	500
465736	Isodrin	100/ 10,000	1
55914	Isofluorophate	100	100
4098719	Isophorone diisocyanate	100	100
108236	Isopropyl chloroformate	1,000	1,000
119380	Isopropylmethylpyrazolyl dimethylcarbamate	500	1
78977	Lactonitrile	1,000	1,000
21609905	Leptophos	500/ 10,000	500
541253	Lewisite	10	10
58899	Lindane	1,000/ 10,000	1
7580678	Lithium hydride	100	100
109773	Malononitrile	500/ 10,000	1,000
12108133	Manganese, tricarbonyl methylcyclopentadienyl	100	100
51752	Mechlorethamine	10	10
950107	Mephosfolan	500	500
1600277	Mercuric acetate	500/ 10,000	500
21908532	Mercuric oxide	500/ 10,000	500
7487947	Mercuric chloride	500/ 10,000	500
10476956	Methacrolein diacetate	1,000	1,000
760930	Methacrylic anhydride	500	500
126987	Methacrylonitrile	500	1,000
920467	Methacryloyl chloride	100	100
30674807	Methacryloyloxyethyl isocyanate	100	100
10265926	Methamidophos	100/ 10,000	100
558258	Methanesulfonyl fluoride	1,000	1,000
950378	Methidathion	500/ 10,000	500

2032657	Methiocarb	500/ 10,000	10
16752775	Methomyl	500/ 10,000	100
151382	Methoxyethylmercuric acetate	500/ 10,000	500
78944	Methyl vinyl ketone	10	10
60344	Methyl hydrazine	500	10
556649	Methyl thiocyanate	10,000	10,000
556616	Methyl isothiocyanate	500	500
79221	Methyl chloroformate	500	1,000
3735237	Methyl phenkapton	500	500
74931	Methyl mercaptan	500	100
80637	Methyl 2-chloroacrylate	500	500
676971	Methyl phosphonic dichloride	100	100
74839	Methyl bromide	1,000	1,000
624839	Methyl isocyanate	500	10
502396	Methylmercuric dicyanamide	500/ 10,000	500
75796	Methyltrichlorosilane	500	500
1129415	Metolcarb	100/ 10,000	1
7786347	Mevinphos	500	10
315184	Mexacarbate	500/ 10,000	1,000
50077	Mitomycin C	500/ 10,000	10
6923224	Monocrotophos	10/10,000	10
2763964	Muscimol	500/ 10,000	1,000
505602	Mustard gas	500	500
13463393	Nickel carbonyl	1	10
65305	Nicotine sulfatate	100/ 10,000	100
54115	Nicotine	100	100
7697372	Nitric acid	1,000	1,000
10102439	Nitric oxide	100	10
98953	Nitrobenzene	10,000	1,000
1122607	Nitrocyclohexane	500	500
10102440	Nitrogen dioxide	100	10
62759	Nitrosodimethylamine	1,000	10
991424	Norbormide	100/	100

		10,000	
95487	o-Cresol	1,000/ 10,000	100
NONE	Organorhodium Complex (PMN-82-147)	10/10,000	10
630604	Ouabain	100/ 10,000	100
23135220	Oxamyl	100/ 10,000	1
78717	Oxetane, 3,3-bis(chloromethyl)-	500	500
2497076	Oxydisulfoton	500	500
10028156	Ozone	100	100
2074502	Paraquat methosulfate	10/10,000	10
1910425	Paraquat dichloride	10/10,000	10
56382	Parathion	100	10
298000	Parathion-methyl	100/ 10,000	100
12002038	Paris green	500/ 10,000	1
19624227	Pentaborane	500	500
2570265	Pentadecylamine	100/ 10,000	100
79210	Peracetic acid	500	500
594423	Perchloromethyl mercaptan	500	100
108952	Phenol	500/ 10,000	1,000
64006	Phenol, 3-(1-methylethyl)-, methylcarbamate	500/ 10,000	1
4418660	Phenol, 2,2'-thiobis[4-chloro-6-methyl-	100/ 10,000	100
58366	Phenoxarsine, 10,10'-oxydi-	500/ 10,000	500
696286	Phenyl dichloroarsine	500	1
59881	Phenylhydrazine hydrochloride	1,000/ 10,000	1,000
62384	Phenylmercury acetate	500/ 10,000	100
2097190	Phenylsilatrane	100/ 10,000	100
103855	Phenylthiourea	100/ 10,000	100
298022	Phorate	10	10
4104147	Phosacetim	100/ 10,000	100

947024	Phosfolan	100/ 10,000	100
75445	Phosgene	10	10
732116	Phosmet	10/10,000	10
13171216	Phosphamidon	100	100
7803512	Phosphine	500	100
2703131	Phosphonothioic acid, methyl-, O-ethyl O-(4-(methylthio)phenyl) ester	500	500
50782699	Phosphonothioic acid, methyl-, S-(2-(bis(1-methylethyl)amino)ethyl) O-ethyl ester	100	100
2665307	Phosphonothioic acid, methyl-, O-(4-nitrophenyl) O-phenyl ester	500	500
3254635	Phosphoric acid, dimethyl 4-(methylthio) phenyl ester	500	500
2587908	Phosphorothioic acid, O,O-dimethyl-5-(2-(methylthio)ethyl)ester	500	500
10025873	Phosphorus oxychloride	500	1,000
10026138	Phosphorus pentachloride	500	500
7719122	Phosphorus trichloride	1,000	1,000
7723140	Phosphorus	100	1
57476	Physostigmine	100/ 10,000	1
57647	Physostigmine, salicylate (1:1)	100/ 10,000	1
124878	Picrotoxin	500/ 10,000	500
110894	Piperidine	1,000	1,000
23505411	Pirimifos-ethyl	1,000	1,000
151508	Potassium cyanide	100	10
10124502	Potassium arsenite	500/ 10,000	1
506616	Potassium silver cyanide	500	1
2631370	Promecarb	500/ 10,000	1
106967	Propargyl bromide	10	10
107120	Propionitrile	500	10
542767	Propionitrile, 3-chloro-	1,000	1,000
70699	Propiophenone, 4'-amino	100/ 10,000	100
109615	Propyl chloroformate	500	500
75569	Propylene oxide	10,000	100
75558	Propyleneimine	10,000	1
2275185	Prothoate	100/ 10,000	100

129000	Pyrene	1,000/ 10,000	5,000
504245	Pyridine, 4-amino-	500/ 10,000	1,000
140761	Pyridine, 2-methyl-5-vinyl-	500	500
1124330	Pyridine, 4-nitro-, 1-oxide	500/ 10,000	500
53558251	Pyriminil	100/ 10,000	100
14167181	Salcomine	500/ 10,000	500
107448	Sarin	10	10
7783008	Selenious acid	1,000/ 10,000	10
7791233	Selenium oxychloride	500	500
563417	Semicarbazide hydrochloride	1,000/ 10,000	1,000
3037727	Silane, (4-aminobutyl)diethoxymethyl-	1,000	1,000
13410010	Sodium selenate	100/ 10,000	100
7784465	Sodium arsenite	500/ 10,000	1
62748	Sodium fluoroacetate	10/10,000	10
124652	Sodium cacodylate	100/ 10,000	100
143339	Sodium cyanide (Na(CN))	100	10
7631892	Sodium arsenate	1,000/ 10,000	1
10102188	Sodium selenite	100/ 10,000	100
26628228	Sodium azide (Na(N <sub>3</sub> ))	500	1,000
10102202	Sodium tellurite	500/ 10,000	500
900958	Stannane, acetoxytriphenyl-	500/ 10,000	500
57249	Strychnine	100/ 10,000	10
60413	Strychnine, sulfate	100/ 10,000	10
3689245	Sulfotep	500	100
3569571	Sulfoxide, 3-chloropropyl octyl	500	500
7446119	Sulfur trioxide	100	100
7446095	Sulfur dioxide	500	500
7783600	Sulfur tetrafluoride	100	100

7664939	Sulfuric acid	1,000	1,000
77816	Tabun	10	10
7783804	Tellurium hexafluoride	100	100
107493	Tepp	100	10
13071799	Terbufos	100	100
78002	Tetraethyl lead	100	10
597648	Tetraethyltin	100	100
75741	Tetramethyllead	100	100
509148	Tetranitromethane	500	10
10031591	Thallium sulfate	100/ 10,000	100
2757188	Thallos malonate	100/ 10,000	100
6533739	Thallos carbonate	100/ 10,000	100
7791120	Thallos chloride	100/ 10,000	100
7446186	Thallos sulfate	100/ 10,000	100
2231574	Thiocarbazide	1,000/ 10,000	1,000
39196184	Thiofanox	100/ 10,000	100
297972	Thionazin	500	100
108985	Thiophenol	500	100
79196	Thiosemicarbazide	100/ 10,000	100
5344821	Thiourea, (2-chlorophenyl)-	100/ 10,000	100
614788	Thiourea, (2-methylphenyl)-	500/ 10,000	500
7550450	Titanium tetrachloride	100	1,000
91087	Toluene-2,6-diisocyanate	100	100
584849	Toluene-2,4-diisocyanate	500	100
110576	trans-1,4-Dichlorobutene	500	500
1031476	Triamiphos	500/ 10,000	500
24017478	Triazofos	500	500
1558254	Trichloro(chloromethyl)silane	100	100
27137855	Trichloro(dichlorophenyl)silane	500	500
76028	Trichloroacetyl chloride	500	500
115219	Trichloroethylsilane	500	500
327980	Trichloronate	500	500
98135	Trichlorophenylsilane	500	500
998301	Triethoxysilane	500	500

75774	Trimethylchlorosilane	1,000	1,000
824113	Trimethylolpropane phosphite	100/ 10,000	100
1066451	Trimethyltin chloride	500/ 10,000	500
639587	Triphenyltin chloride	500/ 10,000	500
555771	Tris(2-chloroethyl)amine	100	100
2001958	Valinomycin	1,000/ 10,000	1,000
1314621	Vanadium pentoxide	100/ 10,000	1,000
108054	Vinyl acetate monomer	1,000	5,000
129066	Warfarin sodium	100/ 10,000	100
81812	Warfarin	500/ 10,000	100
28347139	Xylylene dichloride	100/ 10,000	100
1314847	Zinc phosphide	500	100
58270089	Zinc, dichloro(4,4-dimethyl-5(((methylamino)carbonyl)oxy)imino)pentanenitrile)-, (T-4)-	100/ 10,000	100

Information taken from USEPA Website - <http://yosemite.epa.gov/oswer/ceppoweb.nsf/>

**APPENDIX 11**  
**EMERGENCY RELEASE NOTIFICATION FROM SARA FACILITIES**

This reporting is applicable only for the release of a Reportable Quantity (RQ) of any Extremely Hazardous Substance or CERCLA Hazardous Substance which results in exposure to persons outside the site boundaries. The following information is for State and County agencies and is to be reported without delay to the extent the information is known at the time.

Date, time of call and the person receiving the call:

	Date/Time	Name
Columbia County LEPC 389-5720	_____	_____
PERC, PEMA EOC 1-800-424-7362	_____	_____
National Response Center 1-800-424-8802 (If required by CERCLA 40 CFR 302.6)	_____	_____
Person making the notification: _____		

---

**START REPORT WITH ONE OF THE FOLLOWING:**

This is the \_\_\_\_\_, located in \_\_\_\_\_. We have a \_\_\_\_\_ release in progress and request an emergency response from fire and other agencies in accordance with our plan. The release includes a Title III Extremely Hazardous Substance or a CERCLA Hazardous Substance (CHOOSE ONE). The following information is available: (read Numbers 1-13 from page 2).

**OR**

This is the \_\_\_\_\_, located in \_\_\_\_\_. This call is to relay information only, in compliance with Title III reporting requirements. We have a reportable release but do not believe it warrants an emergency response. The following information is available: (read Numbers 1-13 from page 2).

**SUBSTANCE RELEASE REPORT**

1. Chemical Name of Substance Released: \_\_\_\_\_
2. Quantity Released in Pounds: \_\_\_\_\_
3. Location of Release: \_\_\_\_\_
4. Date and Time of Release: \_\_\_\_\_
5. Duration of Release: \_\_\_\_\_
6. Release was into:     Air         Surface water         Sewer         Ground
7. Anticipated Acute or Chronic Health Risk: \_\_\_\_\_
8. Advice on Medical Attention for Exposed Persons: \_\_\_\_\_
9. Proper Precautions to Take: \_\_\_\_\_
10. Name & Phone Number of Contact Persons: \_\_\_\_\_
11. Response Action Taken: \_\_\_\_\_  
\_\_\_\_\_  
\_\_\_\_\_
12. Weather Conditions: \_\_\_\_\_
13. Response Personnel on Scene: \_\_\_\_\_  
\_\_\_\_\_  
\_\_\_\_\_

NOTE: If decision was made NOT to notify the LEPC/PERC, give reason.

---

**ADDITIONAL INFORMATION IF TRANSPORTATION ACCIDENT:**

1. Type of Accident (Vehicle, Rail, etc.): \_\_\_\_\_
2. Placard/Label Information: \_\_\_\_\_
3. Container Type: \_\_\_\_\_
4. Carrier: \_\_\_\_\_
5. Owner/Shipper: \_\_\_\_\_

**APPENDIX 12**  
**CITIZEN REQUEST FOR TIER II INFORMATION**

**INDIVIDUAL REQUESTING INFORMATION**

Last Name (Print): \_\_\_\_\_

First Name (Print): \_\_\_\_\_

Signature: \_\_\_\_\_

**REQUESTOR'S ADDRESS & TELEPHONE #**

Street (Print): \_\_\_\_\_

P.O. Box # (Print): \_\_\_\_\_

City/State/Zip Code (Print): \_\_\_\_\_

Telephone # (Include Area Code): \_\_\_\_\_

**REPRESENTING**

Self

Company/Agency (Print): \_\_\_\_\_

**SARA FACILITY BEING INQUIRED ABOUT**

Name (Print): \_\_\_\_\_

Address (Print): \_\_\_\_\_

City/State/Zip Code (Print): \_\_\_\_\_

**INFORMATION BEING REQUESTED (BE SPECIFIC)**

(Print) \_\_\_\_\_  
\_\_\_\_\_  
\_\_\_\_\_  
\_\_\_\_\_  
\_\_\_\_\_  
\_\_\_\_\_  
\_\_\_\_\_